

AB Bank PLC. and Its Subsidiaries

**Consolidated & Separate Financial Statements
For the Year ended 31 December 2025**



**Independent Auditors' Report
To the Shareholders of AB Bank PLC**

Report on the Audit of the Consolidated and Separate Financial Statements

Opinion

We have audited the consolidated financial statements of AB Bank PLC. and its subsidiaries (the "Group") as well as the separate financial statements of AB Bank PLC. (the "Bank"), which comprise the consolidated and separate Balance Sheets as at December 31, 2025, and the consolidated and separate Profit and Loss Accounts, consolidated and separate Statements of Changes in Equity and consolidated and separate Cash Flows Statements for the year then ended, and notes to the consolidated and separate financial statements, including a summary of significant accounting policies and other explanatory information.

In our opinion, the accompanying consolidated financial statements of the Group and separate financial statements of the Bank give a true and fair view of the consolidated financial position of the Group and the separate financial position of the Bank as at December 31, 2025, and of its consolidated and separate financial performance and its consolidated and separate cash flows for the year then ended in accordance with International Financial Reporting Standards (IFRSs) as explained in Note 1.2.

Basis for Opinion

We conducted our audit in accordance with the International Standards on Auditing (ISAs). Our responsibilities under those standards are further described in the Auditors' Responsibilities for the Audit of the Consolidated and Separate Financial Statements section of our report. We are independent of the Group and the Bank in accordance with the International Ethics Standards Board for Accountants' Code of Ethics for Professional Accountants (IESBA Code), and the guidelines issued by Bangladesh Securities and Exchange Commission (BSEC) and Bangladesh Bank, and we have fulfilled our other ethical responsibilities in accordance with the IESBA Code and the Institute of Chartered Accountants of Bangladesh (ICAB) Bye Laws. We believe that the audit evidence we have obtained is sufficient and appropriate to provide a basis for our opinion.

Emphasis of Matters

We draw attention to note 1.2 to the financial statements where management has explained the basis of preparation of financial statements including compliance with Rules and Regulations issued by Bangladesh Bank on classification of loans and advances, and required impairment provision.

We further draw attention to the fact required for further classification and provision against loans and advances, Provision shortfall against investment, Mark-to-Market (MTM) loss against government securities and Non-Banking Assets (NBA) which has financial impact on the Financial Statements and issues as stated below. However, Bangladesh Bank has given letter vide: BSD-06/6000(36)/AB-Ka/2026-330 dated 29 April 2026, regarding loan classification and provisioning referring note no. 15.1, 15.6, 15.7 and 11. Our opinion is not modified in respect of these matters.

1. Note Nos. 7.9 and 15.1 to the financial statements which describe the classification and provisioning of loans and advances, during our audit covering 88.05% of the total loan portfolio. We initially identified classified loans of BDT 28,446.83 crore, 79.30% of the



total outstanding loans of BDT 35,874.53 crore (excluding Mumbai Branch) compared to BDT 18,196.30 crore reported by the Bank that is resulting in an additional classified amount of BDT 10,250.53 crore. Based on this assessment, the required provision was BDT 22,413.36 crore against which the Bank maintained BDT 2,297.54 crore resulting in a provision shortfall of BDT 20,115.82 crore. These observations, including classification differences and provisioning shortfall were discussed in quadrilateral meeting dated 16 April, 2026.

Subsequent to the meeting, the Bank submitted additional documentation and supporting evidences which we have reviewed and considered and accordingly adjustments of BDT 4,783.10 crore which included loans under honorable High Court stay order BDT 2,486.04 crore, down payments realized against outstanding loan balances amounting to BDT 1,842.25 crore, management-supported corrections BDT 343.33 crore and adjustments based on qualitative judgements BDT 111.48 crore.

As a result, the revised additional classified loans amount to BDT 3,340.36 crore resulting in total identified classified loans of BDT 23,663.73 crore, 65.96% of the total outstanding loans of BDT 35,874.53 crore (excluding Mumbai Branch), whereas the Bank has subsequently maintained classification BDT 20,323.37 crore. The revised required provision has been determined at BDT 20,351.43 crore against which the Bank has maintained BDT 2,297.54 crore resulting in a provision shortfall of BDT 18,053.89 crore. While the additional classification reduced following consideration of further evidence the provisioning requirement did not reduce proportionately, primarily due to our assessment that certain high-risk loans require 100% provisioning.

2. Note no. 6.2.3 and 15.7 of the Financial Statements, which describes significant provision shortfalls amounting to BDT 135.50 crore relating to the Bank's investment in Pinnacle Global Fund Pte Ltd.
3. Note no. 6.1, the Bank incurred a mark-to-market (MTM) loss of BDT 397.21 crore resulting from government securities repo transactions. Contrary to the requirements of DOS Circular No.-06 dated 15 July 2010 and applicable financial reporting standards, this loss was not charged to the profit and loss account, but was recorded as Deferred MTM loss under government securities.
4. Note no. 11 of the financial statements regarding Non-Banking Assets (NBA) amounting to BDT 326.60 crore of which BDT 32.24 crore has been recognized as NBA by the Bank. Such recognition is not in compliance with BRPD Circular No. 22 dated 20 September 2021 issued by Bangladesh Bank. Furthermore, due to lack of evidence of mutation and payment of rent, the said amount remains unsubstantiated.
5. Note no. 6.2.2.3 to the financial statements regarding the Bank's investment of BDT 276 crore in zero coupon bonds of Beximco Limited. No interest income has been received during the last six months, with accrued interest amounting to BDT 20.70 crore remaining unrealized and no subsequent receipts observed up to the date of this report. Despite this, no provision has been maintained against the outstanding accrued interest which may result in a potential shortfall in required provisions.
6. Note No. 10 to the financial statements regarding the Bank's investment in Cashlink Bangladesh Ltd., a non-operational subsidiary since 2017 which despite that reporting income has accumulated losses of BDT 15.07 crore and whose investment of BDT 21.42



crore is currently valued at BDT 8.23 crore based on NAV that is resulting in an impairment shortfall of BDT 13.19 crore for which no provision has been maintained.

- Note no. 3.3 (a), the Bank did not comply with the Cash Reserve Ratio (CRR) requirements as prescribed by Bangladesh Bank in DOS Circular No.-01 dated 19 January 2014 and MPD Circular No.-03 dated 9 April 2020.

Note no. 3.3 (b), the Bank did not maintain the statutory liquidity ratio (SLR) requirement of 13% on its average demand and time liabilities.

- Note 16.6 to the financial statements, the Bank did not comply with the minimum Capital to Risk Weighted Asset Ratio (CRAR) of 12.5% as required by BRPD Circular No. 18 dated 21 December 2014 issued by Bangladesh Bank. The Bank's CRAR stood at negative 3.78% as at the reporting date, indicating a significant shortfall in regulatory capital.
- According to BRPD Circular No. 02 dated 16 January, 2014, and No. 01 dated 16 January, 2022, the aggregate funded exposure to a single person or group must not exceed @ 15% of the Bank's total capital. However, the bank did not maintain single borrower exposure limit for multiple clients in accordance with the circulars as its capital has become negative due to accumulated retained losses, although such exposures were within the prescribed limits at the time of sanction.

Key Audit Matters

Key audit matters are those matters that, in our professional judgement, were of most significance in our audit of the consolidated and separate financial statements of the current period. These matters were addressed in the context of our audit of the consolidated and separate financial statements as a whole, and in forming our opinion thereon, and we do not provide a separate opinion on these matters. For each matter below our description of how our audit addressed the matter is provided in that context.

The Key Audit Matter	How the Matter was Addressed in the Audit
<p>Cash and Cash Equivalents</p> <p>AB Bank PLC reported total cash and cash equivalents of BDT 1,284.22 crore as of 31 December 2025, which includes balances with Bangladesh Bank and other banks, as well as physical cash and short-term placements (Note 3). Maintaining the Cash Reserve Requirement (CRR) is a fundamental regulatory obligation.</p> <p>Cash and liquidity positions are highly sensitive and subject to misstatement, misappropriation, or operational errors. Given the volume of cash transactions and regulatory implications of non-compliance, this was a key audit area.</p>	<p>We assessed the internal controls related to cash reconciliation, movement monitoring, and regulatory reporting. Cash balances were physically verified at selected branches and the head office. We independently confirmed balances held with Bangladesh Bank and other institutions. The CRR calculation methodology was reviewed, and actual reserve positions were tested for selected periods. We evaluated whether the disclosures regarding the CRR shortfall were complete, accurate, and in accordance with Bangladesh Bank regulations and IAS 7 requirements.</p>



The Key Audit Matter	How the Matter was Addressed in the Audit
Measurement of provision for loans and advances	
<p>As at 31 December 2025, AB Bank PLC reported total loans and advances of BDT 35,952.26 crore (Note 7), comprising a significant portion of the Bank's total assets. These loans are diversified across multiple sectors and involve varied security arrangements, including collateral, guarantees, and personal undertakings. Accurate classification and provisioning of loans are critical for determining the financial position and compliance with regulatory guidelines issued by Bangladesh Bank.</p> <p>The classification of loans involves significant management judgment in assessing borrower creditworthiness, impairment indicators, and recovery expectations. The estimation of adequate provisions based on these assessments has a direct and material impact on the financial statements.</p>	<p>We tested the design and operating effectiveness of key controls focusing on the provisioning process and identification of loss events including early warning indicator. Our substantive procedures in relation to the provision for loans and advances were reviewing the adequacy of the provision requirements as per circulars and instructions given by Bangladesh Bank from time to time and communicated the provision requirements with the management and those charged with governance and the representatives of Bangladesh Bank, assessing the methodology on which the provision amounts are based, recalculating the provisions and tested the completeness and accuracy of the underlying information and finally assessing the appropriateness and presentation of disclosure against relevant accounting standards and Bangladesh Bank's guidelines.</p>

The Key Audit Matter	How the Matter was Addressed in the Audit
Investment Process	
<p>As at 31 December 2025, AB Bank PLC held a significant investment portfolio amounting to BDT 2,009.63 crore (Note 6), comprising government securities and other investments. Of this, BDT 473.04 crore represented government securities (Note 6.1) and other investment BDT 1,536.59 crore (Note 6.2)</p> <p>The investment function is a key area of judgment involving classification (Held-to-Maturity, Held-for-Trading), compliance with Bangladesh Bank circulars (e.g., DOS Circular No.-05 dated 26 May 2008 and DOS Circular No.-01 dated 19 January 2014), risk appetite, yield management, and adherence to regulatory liquidity requirements. Investment decisions have a direct impact on liquidity, profitability, and the bank's Statutory Liquidity Ratio (SLR) compliance.</p> <p>Given the volume and complexity of transactions, involvement of multiple counterparties, the impact of interest rate fluctuations on valuation, and the requirement</p>	<p>We obtained an understanding of the Bank's investment management policies, approval hierarchy, and monitoring mechanisms. We evaluated the internal control design over the investment process, including the segregation of duties between the front office (dealing), middle office (compliance and risk), and back office (settlement and accounting).</p> <p>Our procedures included testing a sample of investment transactions for compliance with internal policies and Bangladesh Bank guidelines. We reviewed investment committee minutes and assessed whether the decisions taken were within approved authority limits.</p> <p>Further, we tested the accuracy and completeness of the investment ledger by reconciling it with third-party confirmations obtained from the central depository, counterparties, and Bangladesh Bank. We assessed the adequacy of the related</p>



for proper classification and accounting, the investment process was considered a matter of most significance in the audit.	disclosures in the financial statements in accordance with IAS 1 and Bangladesh Bank's reporting instructions.
---	--

The Key Audit Matter	How the Matter was Addressed in the Audit
Measurement of deferred tax assets	
<p>The Group and Bank have recognized deferred tax assets for deductible temporary difference that it believes are recoverable.</p> <p>We have determined this to be a key audit matter, due to the inherent uncertainty in forecasting the amount and timing of future taxable profits and the reversal of temporary differences where significant judgement is involved.</p> <p>The Bank reports net deferred tax assets totaling to BDT 125.23 crore (2024: BDT 211.55 crore) as at December 31, 2025.</p> <p>Significant judgment is required in relation to measurement of deferred tax assets as their recoverability is dependent on forecasts of future profitability over a number of years. Refer to the note no. 10.1 to the financial statements.</p>	<p>The Group and Bank have recognized deferred tax assets for deductible temporary difference that it believes are recoverable.</p> <p>We obtained an understanding, evaluated the design and tested the operational effectiveness of the Bank's key controls over the recognition and measurement of deferred tax assets and assumptions used in estimating Bank's future taxable income.</p> <p>We assessed the completeness and accuracy of the data used for estimation of future taxable income. We also assessed the instruction given by Bangladesh Bank related to the deferred tax assets and checked it accordingly which was properly complied and reflected in the financial statements of the Bank.</p> <p>Finally, we assessed the appropriateness and presentation of disclosures against IAS 12 – Income Taxes and the instruction of Bangladesh Bank regarding DTA's.</p>

The Key Audit Matter	How the Matter was Addressed in the Audit
Information Technology Systems and General Controls.	
<p>AB Bank's operations are highly reliant on automated systems for recording transactions, processing payments, generating reports, and controlling user access across multiple platforms. The core banking software supports operations across domestic and international branches. Given the volume of transactions, integration between applications, and sensitivity of financial reporting, any control deficiencies in the IT environment could materially affect the integrity of financial data.</p> <p>Key risks include unauthorized access, incorrect or unauthorized changes to systems or data, inadequate backup and recovery, and insufficient segregation of duties. These could lead to financial misstatements or disruption of operations.</p>	<p>We engaged IT audit specialists to evaluate the design and operating effectiveness of the Bank's general IT controls (GITCs), including user access management, program change controls, data backup, and system interfaces. We reviewed the Bank's core banking system and its interaction with sub-systems and third-party platforms. We tested a sample of automated controls and conducted walk-throughs of key processes. Where weaknesses were identified, we assessed the impact and tested manual compensating controls to ensure reliability of financial data.</p>



The Key Audit Matter	How the Matter was Addressed in the Audit
Impairment assessment of unquoted investments	
In the absence of a quoted price in an active market, the fair value of unquoted shares and bonds, especially any impairment is calculated using valuation techniques which may take into consideration direct or indirect unobservable market data and hence require an elevated level of judgment. Refer to the note no. 6.2.1 to the financial statements.	We have assessed the processes and controls put in place by the Bank to ensure all major investment decisions are undertaken through a proper due diligence process. We tested a sample of investments valuation as at December 31, 2025 and compared our results to the recorded value. Finally, we assessed the appropriateness and presentation of disclosures against relevant accounting standards and Bangladesh Bank's guidelines.

The Key Audit Matter	How the Matter was Addressed in the Audit
Legal and regulatory matters	
We focused on this area because the Bank and its subsidiaries (the "Group") operate in a legal and regulatory environment that is exposed to significant litigation and similar risks arising from disputes and regulatory proceedings. Such matters are subject to many uncertainties and the outcome may be difficult to predict. These uncertainties inherently affect the amount and timing of potential outflows with respect to the provisions which have been established and other contingent liabilities. Overall, the legal provision represents the Group's best estimate for existing legal matters that have a probable and estimable impact on the Group's financial position.	We obtained an understanding, evaluated the design, and tested the operational effectiveness of the Group's key controls over the legal provision and contingencies process. We enquired to those charged with governance to obtain their view on the status of all significant litigation and regulatory matters. We enquired of the Group's internal legal counsel for all significant litigation and regulatory matters and inspected internal notes and reports. We also received formal confirmations from external counsel. We assessed the methodologies on which the provision amounts are based, recalculated the provisions, and tested the completeness and accuracy of the underlying information. We also assessed the Group's provisions and contingent liabilities disclosure.

The Key Audit Matter	How the Matter was Addressed in the Audit
Carrying value of investments in subsidiaries by the Bank	
The Bank has invested in equity shares of its five subsidiaries, namely AB Investment Limited, AB Securities Limited, Cash link Bangladesh Limited, AB International Finance Limited, Hong Kong and Arab Bangladesh Bank Foundation. As at December 31, 2025 the carrying value of these investments is BDT 622.91 crore. At the time of conducting our audit of the separate financial statements of the Bank we have considered the recoverable value of the Bank's investments in the above subsidiaries stated at cost.	We have reviewed management's analysis of impairment assessment and recoverable value calculation of subsidiaries in accordance with IAS 36. In particular, our discussions with the management were focused on the continued appropriateness of the value in use model, the key assumptions used in the model, the reasonably possible alternative assumptions, particularly where they had the most impact on the value in use calculation. We also checked mathematical accuracy of the model, recalculated discount rate used



Management has conducted an impairment assessment and calculated the recoverable value of its subsidiaries in accordance with IAS 36. Refer to note no. 10 to the financial statements.	within the model, inputs used in the determination of assumptions within the model were challenged and corroborating information was obtained with reference to external market information, third-party sources.
---	---

The Key Audit Matter	How the Matter was Addressed in the Audit
Capital to Risk Weighted Asset Ratio (CRAR)	
<p>As per BRPD Circular No. 18 dated 21 December 2014, banks are required to maintain a minimum Capital Adequacy Ratio (CAR) of 12.5%, including a 2.5% capital conservation buffer. As at 31 December 2025, AB Bank PLC reported a consolidated CRAR of negative 3.36%, which is significantly below the regulatory requirement, resulting in a capital shortfall of BDT 8,152.62 crore (Note 16.6). This situation may impair the Bank's ability to absorb potential losses, restrict its capacity to grow assets, and pose a threat to regulatory compliance and financial stability.</p> <p>The determination of CRAR involves complex calculations around capital components, risk-weighted assets (RWA), and application of regulatory adjustments. Any errors or misclassifications may significantly affect the reported ratio and capital position.</p>	<p>We reviewed the CRAR calculation submitted to Bangladesh Bank, including the computation of Tier 1 and Tier 2 capital and the application of deductions and limits as per Basel III guidelines. We re-performed a sample of RWA calculations and validated credit risk weights assigned to on-balance sheet and off-balance sheet exposures. The eligibility of capital instruments such as perpetual bonds and subordinated debt was verified. We assessed management's plans to restore capital adequacy and evaluated the disclosures made in the financial statements to ensure transparency and compliance.</p>

Other information

Management is responsible for the other information. The other information comprises all of the information in the Annual Report other than the consolidated and separate financial statements and our auditor's report thereon. The Annual Report is expected to be made available to us after the date of this auditor's report.

Our opinion on the consolidated and separate financial statements does not cover the other information and we do not express any form of assurance conclusion thereon.

In connection with our audit of the consolidated and separate financial statements, our responsibility is to read the other information identified above when it becomes available and, in doing so, consider whether the other information is materially inconsistent with the financial statements or our knowledge obtained in the audit or otherwise appears to be materially misstated. If, based on the work we have performed, we conclude that there is a material misstatement of this other information, we are required to report that fact. We have nothing to report in this regard.



Other Matter

Please refer to note 1.12 to the Financial Statements, the Bank has to comply with the Bangladesh Bank (BB) Circulars while maintaining the Provision on Loans and Advances, Investments, Other Assets, and Off-Balance Sheet Items. However, the Bank has maintained provisions against these items as per the Bangladesh Bank's forbearance letter vide: BSD-06/6000(36)/AB-Ka/2026-330 dated 29 April 2026, as explained in Note no. 11, 15.1, 15.6 and 15.7

Responsibilities of Management and Those Charged with Governance for the Consolidated and Separate Financial Statements and Internal Controls

Management is responsible for the preparation of consolidated and separate financial statements that give a true and fair view in accordance with Rules and Regulation issued by Bangladesh Bank and IFRS Accounting Standards as issued by the IASB as explained in note X and for such internal control as management determines is necessary to enable the preparation of consolidated and separate financial statements that are free from material misstatement, whether due to fraud or error. The Bank Company Act, 1991 and the Bangladesh Bank Regulations require the Management to ensure effective internal audit, internal control and risk management functions of the Group and the Bank. The Management is also required to make a self-assessment on the effectiveness of anti-fraud internal controls and report to Bangladesh Bank on instances of fraud and forgeries.

In preparing the consolidated and separate financial statements, management is responsible for assessing the Group's and the Bank's ability to continue as a going concern, disclosing, as applicable, matters related to going concern and using the going concern basis of accounting unless management either intends to liquidate the Group and the Bank or to cease operations, or has no realistic alternative but to do so.

Those charged with governance are responsible for overseeing the Group's and the Bank's financial reporting process.

Auditors' Responsibilities for the Audit of the Consolidated and Separate Financial Statements

Our objectives are to obtain reasonable assurance about whether the consolidated and separate financial statements as a whole are free from material misstatement, whether due to fraud or error, and to issue an auditor's report that includes our opinion. Reasonable assurance is a high level of assurance, but is not a guarantee that an audit conducted in accordance with ISAs will always detect material misstatement when it exists. Misstatements can arise from fraud or error and are considered material if, individually or in the aggregate, they could reasonably be expected to influence the economic decisions of users taken on the basis of these consolidated and separate financial statements.

As part of an audit in accordance with ISAs, we exercise professional judgment and maintain professional skepticism throughout the audit. We also:

- Identify and assess the risks of material misstatement of the consolidated and separate financial statements, whether due to fraud or error, design and perform audit procedures responsive to those risks, and obtain audit evidence that is sufficient and appropriate to provide a basis for our opinion. The risk of not detecting a material misstatement resulting from fraud is higher than for one resulting from error, as fraud may involve collusion, forgery, intentional omissions, misrepresentations, or the override of internal control.



- Obtain an understanding of internal control relevant to the audit in order to design audit procedures that are appropriate in the circumstances, but not for the purpose of expressing an opinion on the effectiveness of the Group's internal control.
- Evaluate the appropriateness of accounting policies used and the reasonableness of accounting estimates and related disclosures made by management.
- Conclude on the appropriateness of management's use of the going concern basis of accounting and, based on the audit evidence obtained, whether a material uncertainty exists related to events or conditions that may cast significant doubt on the Group's and Bank's ability to continue as a going concern. If we conclude that a material uncertainty exists, we are required to draw attention in our auditor's report to the related disclosures in the consolidated financial statements or, if such disclosures are inadequate, to modify our opinion. Our conclusions are based on the audit evidence obtained up to the date of our auditor's report. However, future events or conditions may cause the Group and the Bank to cease to continue as a going concern.
- Evaluate the overall presentation, structure and content of the consolidated and separate financial statements, including the disclosures, and whether the consolidated and separate financial statements represent the underlying transactions and events in a manner that achieves fair presentation.
- Plan and perform the group audit to obtain sufficient appropriate audit evidence regarding the financial information of the entities or business units within the group as a basis for forming an opinion on the group financial statements. We are responsible for the direction, supervision and review of the audit work performed for purposes of the group audit. We remain solely responsible for our audit opinion.

We communicate with those charged with governance regarding, among other matters, the planned scope and timing of the audit and significant audit findings, including any significant deficiencies in internal control that we identify during our audit.

We also provide those charged with governance with a statement that we have complied with relevant ethical requirements regarding independence, and to communicate with them all relationships and other matters that may reasonably be thought to bear on our independence, and where applicable, actions taken to eliminate threats or safeguards applied.

From the matters communicated with those charged with governance, we determine those matters that were of most significance in the audit of the consolidated and separate financial statements of the current period and are therefore the key audit matters. We describe these matters in our auditor's report unless law or regulation precludes public disclosure about the matter or when, in extremely rare circumstances, we determine that a matter should not be communicated in our report because the adverse consequences of doing so would reasonably be expected to outweigh the public interest benefits of such communication.

Report on other Legal and Regulatory Requirements


In accordance with the Companies Act, 1994, (amended up to date), the Securities and Exchange Rules 2020, the Bank Company Act 1991 (amended up to date), the Financial Reporting Act 2015, the rules and regulations issued by Bangladesh Bank, we also report that:



- (i) we have obtained all the information and explanations which to the best of our knowledge and belief were necessary for the purpose of our audit and made due verification thereof;
- (ii) in our opinion, proper books of account as required by law have been kept by the Group and the Bank so far as it appeared from our examination of those books;
- (iii) the records and statements submitted by the branches have been properly maintained and consolidated in the financial statements;
- (iv) the balance sheet and profit and loss account of the Bank dealt with by the report are in agreement with the books of account and returns;
- (v) the consolidated financial statements of the Group and the separate financial statements of the Bank have been drawn up in conformity with prevailing rules, regulations and accounting standards as well as related guidance issued by Bangladesh Bank;
- (vi) adequate provisions have not been made for loans and advances which is, in our opinion, doubtful of recovery, as a significant provisioning shortfall exists as described in paragraph 1 of the Emphasis of Matter section. However, adequate provisions have been made for other assets;
- (vii) based on our checking of samples, certain advances or loans were found to be in excess of the limits determined by Bangladesh Bank from time to time, as described in paragraph 9 of the Emphasis of Matter section;
- (viii) to the extent noted during the course of our audit work performed on the basis stated under the Auditor's Responsibilities for the Audit of the Consolidated and Separate Financial Statements section in forming the above opinion on the consolidated financial statements and considering the reports of the Management to Bangladesh Bank on anti-fraud internal controls and instances of fraud and forgeries as stated under the Responsibilities of Management and Those Charged with Governance for the Consolidated and Separate Financial Statements and Internal Controls:
 - (a) internal audit, internal control and risk management arrangements of the Group as disclosed in the financial statements appeared to be materially adequate;
 - (b) nothing has come to our attention regarding material instances of forgery or irregularity or administrative error and exception or anything detrimental committed by employees of the Group and its related entities;
- (ix) consolidated financial statements of the Bank include five subsidiaries, namely AB Investment Limited, AB Securities Limited, Cashlink Bangladesh Limited, AB International Finance Limited, Hong Kong and Arab Bangladesh Bank Foundation reflect total assets of BDT 835.47 crore, BDT 163.03 crore, BDT 10.39 crore, BDT 180.89 crore, and BDT 62.25 crore respectively as at December 31, 2025 and total revenue of BDT 9.33 crore, BDT 12.03 crore, BDT 0.64 crore, BDT 13.70 crore and BDT 3.30 crore respectively for the year ended December 31, 2025. The financial statements of the Bank's subsidiaries have been audited by other component auditors who have expressed unmodified audit opinion. The results of the subsidiaries have been properly reflected in the Group's consolidated financial statements.



- (x) the information and explanations required by us have been received and found satisfactory;
- (xi) we have reviewed over 80% of the risk weighted assets of the Bank and spent over 9,000 person hours;
- (xii) Capital to Risk-weighted Asset Ratio (CRAR), Cash Reserve Ratio (CRR) and Statutory Liquidity Ratio (SLR) as required by Bangladesh Bank have not been maintained adequately as at 31 December 2025;
- (xiii) As part of our going concern assessment, we reviewed maturity mismatch between assets and liabilities which may adversely affect the Bank's subsequent liquidity position; and
- (xiv) Non-banking assets have been accounted in conformity with Bangladesh Bank guidelines, except for the matter described in paragraph 4 of the Emphasis of Matter section.

Name of Firm:	M M Rahman & Co. Chartered Accountants
Signature of the Auditor	
Name of the Auditor	Syed Mahmud Ahmad FCA Senior Partner
Enrolment No.	586
Firm's FRC Enlistment No.:	CAF-001-144
Dhaka, Date: 30-04-2026	DVC:2604300586AS682705

AB Bank PLC. & Its Subsidiaries

Consolidated Balance Sheet As at 31 December 2025


PROPERTY AND ASSETS	Notes	31.12.2025 Taka	31.12.2024 Taka
Cash	3(a)	12,842,904,457	17,016,739,153
In hand (including foreign currencies)	3.1(a)	1,228,321,869	1,490,734,824
Balance with Bangladesh Bank and its agent bank(s) (including foreign currencies)	3.2(a)	11,614,582,588	15,526,004,329
Balance with other banks and financial institutions	4(a)	7,569,569,846	3,922,966,191
In Bangladesh	4.1(a)	713,447,269	557,576,183
Outside Bangladesh	4.2(a)	6,856,122,577	3,365,390,008
Money at call and on short notice	5(a)	584,895,046	741,688,430
Investments	6(a)	20,742,518,605	23,627,605,290
Government	6.1(a)	4,730,364,425	6,895,548,281
Others	6.2(a)	16,012,154,180	16,732,057,009
Loans, advances and lease/investments		367,883,942,338	339,369,578,794
Loans, cash credits, overdrafts, etc./Investments	7(a)	365,471,216,136	337,007,644,278
Bills purchased and discounted	8(a)	2,412,726,202	2,361,934,516
Fixed assets including premises, furniture and fixtures	9(a)	3,389,695,825	3,126,221,798
Other assets	10(a)	5,614,607,359	6,546,435,092
Non-banking assets	11	3,265,952,811	17,728,347,429
Total Assets		421,894,086,288	412,079,582,175
<u>LIABILITIES AND CAPITAL</u>			
Liabilities			
Borrowings from other banks, financial institutions and agents	12(a)	35,922,492,633	13,968,426,197
Bonds	13	8,248,436,000	9,547,186,000
Deposits and other accounts	14(a)	332,848,528,925	322,538,468,352
Current account and other accounts		30,426,886,089	33,865,938,176
Bills payable		1,870,237,372	973,091,713
Savings bank deposits		34,400,712,143	36,620,485,845
Fixed deposits		152,611,012,096	146,069,630,795
Other deposits		113,539,681,225	105,009,321,824
Other liabilities	15(a)	77,322,485,436	59,572,935,396
Total liabilities		454,341,942,994	405,627,015,945
Capital/Shareholders' equity			
Equity attributable to equity holders of the parent company		(32,461,174,576)	6,439,558,240
Paid-up capital	16	8,956,947,490	8,956,947,490
Statutory reserve	17	8,662,100,172	8,604,709,773
Other reserve	18(a)	3,811,868,728	3,841,094,065
Retained earnings	19(a)	(53,892,090,966)	(14,963,193,088)
Non- controlling interest	19(b)	13,317,864	13,007,989
Total equity		(32,447,856,709)	6,452,566,230
Total Liabilities and Shareholders' Equity		421,894,086,288	412,079,582,175



	Notes	31.12.2025 Taka	31.12.2024 Taka
Off-Balance Sheet Items			
Contingent liabilities			
		43,548,495,787	49,358,585,760
Acceptances and endorsements		4,074,326,936	6,538,764,797
Letters of guarantee	20.1	17,789,945,553	16,745,902,530
Irrevocable letters of credit		11,183,907,126	7,434,927,793
Bills for collection		6,999,818,443	10,394,414,300
Other contingent liabilities		3,500,497,730	8,244,576,339
Other commitments			
Documentary credits and short term trade-related transactions		-	-
Forward assets purchased and forward deposits placed		-	-
Undrawn note issuance and revolving underwriting facilities		-	-
Undrawn formal standby facilities, credit lines and other commitments		-	-
Total off-balance sheet items		43,548,495,787	49,358,585,760

The annexed notes from 1 to 49 form an integral part of these consolidated financial statements.


Reazul Islam
Acting President & Managing Director


Dr. Nasima A. Rahman
Independent Director



Feroz Ahmed
Vice Chairman


Kaiser A. Chowdhury
Chairman

This is the Consolidated Balance Sheet referred to in our separate report of even date.

Dhaka,
April 30, 2026

Signed for & on behalf of
M M Rahman & Co.
Chartered Accountants



Syed Mahmud Ahmad, FCA
Senior Partner

ICAB Enrollment No.: 0586
Firm's FRC Enlistment No. CAF-001-144





DVC:2604300586AS682705



AB Bank PLC. and Its Subsidiaries
Consolidated Profit and Loss Account
For the Year ended 31 December 2025

	Notes	2025 Taka	2024 Taka
OPERATING INCOME			
Interest income/profit on investments	22(a)	(745,225,254)	9,348,356,075
Interest/profit paid on deposits and borrowings, etc.	23(a)	(34,494,671,495)	(28,113,310,250)
Net interest income		(35,239,896,749)	(18,764,954,175)
Investment income	24(a)	4,014,998,540	4,889,707,748
Commission, exchange and brokerage	25(a)	1,679,797,887	1,944,880,432
Other operating income	26(a)	594,041,790	356,050,166
		6,288,838,218	7,190,638,346
Total operating income (a)		(28,951,058,531)	(11,574,315,829)
OPERATING EXPENSES			
Salary and allowances	27(a)	3,537,271,457	3,320,135,337
Rent, taxes, insurance, electricity, etc.	28(a)	1,063,744,105	946,718,144
Legal expenses	29(a)	17,489,917	16,142,748
Postage, stamps, telecommunication, etc.	30(a)	143,843,326	180,375,307
Stationery, printing, advertisement, etc.	31(a)	101,682,214	137,333,285
Chief executive's salary and fees	27.1	8,424,621	21,012,903
Directors' fees	32(a)	7,558,222	6,199,127
Auditors' fees	33(a)	4,906,924	4,354,833
Depreciation and repairs of Bank's assets	34(a)	456,244,104	476,558,496
Other expenses	35(a)	1,675,913,883	1,542,709,412
Total operating expenses (b)		7,017,078,773	6,651,539,592
Profit before provision (c = (a-b))		(35,968,137,304)	(18,225,855,421)
Provision against loans and advances	36(a)	1,953,796,441	87,318,017
Provision for investments	37(a)	288,160,131	385,705,523
Other provisions	38(a)	324,742,811	10,334,780
Total provision (d)		2,566,699,383	483,358,320
Profit before tax (c-d)		(38,534,836,687)	(18,709,213,741)
Provision for taxation		356,886,200	347,721,088
Current tax		380,374,078	374,252,794
Deferred tax		(23,487,878)	(26,531,706)
Net profit after tax		(38,891,722,887)	(19,056,934,829)
Appropriations			
Statutory reserve		72,638,659	53,256,790
Start-up Fund		-	-
Coupon payment for Perpetual Bonds		-	572,658,240
		72,638,659	625,915,030
Retained surplus		(38,964,361,547)	(19,682,849,858)
Non- controlling interest		309,778	516,793
Net Profit/(Loss) attributable to the shareholders of parent company		(38,964,671,324)	(19,683,366,651)
Consolidated Basic Earnings Per Share (EPS)	40(a)	(43.42)	(21.28)

The annexed notes from 1 to 49 form an integral part of these consolidated financial statements.

 Reazul Islam Acting President & Managing Director	 Dr. Nasima A. Rahman Independent Director	 Feroz Ahmed Vice Chairman	 Kaiser A. Chowdhury Chairman
--	--	---	---

This is the Consolidated Profit and Loss Account referred to in our separate report of even date.

Dhaka,
April 30, 2026

Signed for & on behalf of
M M Rahman & Co.
Chartered Accountants





Syed Mahmud Ahmad, FCA
Senior Partner
ICAB Enrollment No.: 0586
Firm's FRC Enlistment No. CAF-001-144

DVC:2604300586AS682705


AB Bank PLC. and Its Subsidiaries
Consolidated Cash Flow Statement
For the Year ended 31 December 2025

	2025 Taka	2024 Taka
Cash Flows from Operating Activities		
Interest receipts	(745,225,254)	3,036,543,363
Interest payments	(34,165,591,549)	(25,461,033,698)
Dividend receipts	87,732,522	90,196,151
Fee and commission receipts	1,848,860,806	1,735,760,609
Recoveries on loans previously written off	468,334,939	221,469,407
Payments to employees	(3,545,696,078)	(3,341,148,240)
Payments to suppliers	(101,682,214)	(137,333,285)
Income taxes paid	(483,941,269)	(602,812,466)
Receipts from other operating activities	4,352,244,890	5,364,681,585
Payments for other operating activities	(3,069,648,033)	(2,939,889,102)
Operating profit before changes in operating assets & liabilities	(35,354,611,240)	(22,033,565,675)
Increase/decrease in operating assets and liabilities		
Loans and advances to customers	(16,450,750,443)	(13,748,247,846)
Other assets	1,144,717,976	2,610,396,256
Deposits from other banks	467,536,965	(4,146,410,816)
Deposits from customers	9,513,443,661	(30,357,041,093)
Trading liabilities (short-term borrowings)	22,017,266,583	12,184,849,278
Other liabilities	17,230,584,297	17,663,279,828
	33,922,799,039	(15,793,174,392)
Net cash used in operating activities (a)	(1,431,812,201)	(37,826,740,067)
Cash Flows from Investing Activities		
Sale/(Purchase) of government securities	2,141,813,679	34,782,803,693
(Purchase)/Sale of trading securities, shares, bonds, etc.	719,902,830	(3,703,894,991)
Purchase of fixed assets including premises, furniture and fixtures	(564,892,426)	(139,415,585)
Net cash flow from investing activities (b)	2,296,824,083	30,939,493,117
Cash Flows from Financing Activities		
(Decrease) of long-term borrowings	(1,361,950,146)	(2,230,273,692)
Dividend paid including coupon payment of perpetual bond	-	(572,658,240)
Net cash (used in) Financing activities (c)	(1,361,950,146)	(2,802,931,932)
Net decrease in cash (a+b+c)	(496,938,264)	(9,690,178,882)
Effects of exchange rate changes on cash and cash equivalents	(187,210,460)	(753,986,022)
Cash and cash equivalents at beginning of the Year	21,684,084,072	32,128,247,975
Cash and cash equivalents at end of the period (*)	20,999,935,348	21,684,083,072
(*) Cash and cash equivalents:		
Cash	1,228,321,869	1,490,734,824
Prize bonds	2,566,000	2,689,300
Money at call and on short notice	584,895,046	741,688,430
Balance with Bangladesh Bank and its agent bank(s)	11,614,582,588	15,526,004,329
Balance with other banks and financial institutions	7,569,569,846	3,922,966,191
	20,999,935,348	21,684,083,072
Net Operating Cash Flow Per Share (NOCFPS)	45(a) (1.60)	(42.23)

The annexed notes from 1 to 49 form an integral part of these consolidated financial statements.


Reazul Islam


Acting President & Managing Director


Dr. Nasima A. Rahman

Independent Director


Feroz Ahmed

Vice Chairman


Kaiser A. Chowdhury

Chairman

Dhaka,
April 30, 2026




AB Bank PLC. and Its Subsidiaries
Consolidated Statement of Changes in Equity
For the Year ended 31 December 2025

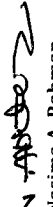
Particulars	Paid-up capital	Statutory reserve	General reserve	Assets revaluation reserve	Foreign exchange revaluation reserve on investment in foreign operation	Investment revaluation reserve	Non controlling interest	Retained earnings	Total Equity
Balance at 01 January 2025	8,956,947,490	8,604,709,773	2,968,975,786	758,120,923	12,617,116	101,380,240	13,007,990	(14,963,193,087)	6,452,566,230
Net profit after taxation for the Period	-	-	-	-	-	-	309,778	(38,892,032,665)	(38,891,722,887)
Addition/(Adjustment) made during the Period	-	72,638,659	108,455	(6,636,225)	-	(23,246,972)	96	(28,650,765)	14,213,248
Foreign exchange rate fluctuation	-	(15,248,260)	2,427,268	-	(1,877,862)	-	-	(8,214,448)	(22,913,302)
Balance at 31 December 2025	8,956,947,490	8,662,100,172	2,971,511,509	751,484,698	10,739,254	78,133,268	13,317,864	(53,892,090,966)	(32,447,856,709)

For the Year ended 31 December 2024


Particulars	Paid-up capital	Statutory reserve	General reserve	Assets revaluation reserve	Foreign exchange revaluation reserve on investment in foreign operation	Investment revaluation reserve	Non controlling interest	Retained earnings	Total Equity
Balance at 01 January 2024	8,781,321,070	8,523,141,014	2,958,742,953	758,137,206	2,847,826	136,158,896	12,499,506	4,813,574,434	25,986,422,904
Bonus share issued for 2023	175,626,420	-	-	-	-	-	-	(175,626,420)	-
Net profit after taxation for the period	-	53,256,790	75,542	(16,283)	-	-	516,793	(19,057,451,622)	(19,056,934,829)
Addition/(Adjustment) made during the period	-	28,311,969	10,157,292	-	9,769,290	(34,778,655)	(8,309)	(577,087,430)	(558,558,347)
Foreign exchange rate fluctuation	-	-	-	-	-	-	-	33,397,951	81,636,502
Balance at 31 December 2024	8,956,947,490	8,604,709,773	2,968,975,786	758,120,923	12,617,116	101,380,240	13,007,990	(14,963,193,087)	6,452,566,230

The annexed notes from 1 to 49 form an integral part of these consolidated financial statements.


Reazul Islam
 Acting President & Managing Director


Dr. Nasima A. Rahman
 Independent Director


Feroz Ahmed
 Vice Chairman


Kaiser A. Chowdhury
 Chairman

Dhaka,

April 30, 2026



AB Bank PLC.
Balance Sheet
As at 31 December 2025

PROPERTY AND ASSETS	Notes	31.12.2025 Taka	31.12.2024 Taka
Cash	3	12,842,261,790	17,016,228,465
In hand (including foreign currencies)	3.1	1,227,679,202	1,490,224,135
Balance with Bangladesh Bank and its agent bank(s) (including foreign currencies)	3.2	11,614,582,588	15,526,004,329
Balance with other banks and financial institutions	4	7,075,674,191	3,748,863,209
In Bangladesh		316,069,592	419,885,469
Outside Bangladesh		6,759,604,599	3,328,977,740
Money at call and on short notice	5	1,697,370,045	1,832,125,929
Investments	6	20,096,342,410	23,079,192,178
Government	6.1	4,730,364,425	6,895,548,281
Others	6.2	15,365,977,984	16,183,643,897
Loans, advances and lease/investments	7	359,522,576,249	331,852,111,651
Loans, cash credits, overdrafts, etc./Investments		358,787,071,813	330,953,398,322
Bills purchased and discounted	8	735,504,436	898,713,330
Fixed assets including premises, furniture and fixtures	9	2,932,224,140	2,646,129,268
Other assets	10	11,675,756,622	11,974,299,234
Non-banking assets	11	3,265,952,811	17,728,347,429
Total Assets		419,108,158,258	409,877,297,362
<u>LIABILITIES AND CAPITAL</u>			
Liabilities			
Borrowings from other banks, financial institutions and agents	12	35,805,231,951	13,968,426,197
Bonds	13	8,248,436,000	9,547,186,000
Deposits and other accounts	14	332,986,696,389	322,919,909,181
Current accounts and other accounts		30,437,821,055	33,913,443,788
Bills payable		1,870,237,372	973,091,713
Savings bank deposits		34,400,712,143	36,620,485,845
Fixed deposits		152,611,012,096	146,069,630,795
Other deposits		113,666,913,723	105,343,257,041
Other liabilities	15	74,350,740,116	58,661,520,045
Total liabilities		451,391,104,457	405,097,041,424
Capital/Shareholders' equity			
Shareholders' equity		(32,282,946,199)	4,780,255,939
Paid-up capital	16	8,956,947,490	8,956,947,490
Statutory reserve	17	8,662,100,172	8,604,709,773
Other reserve	18	3,605,367,002	3,635,250,104
Retained earnings	19	(53,507,360,863)	(16,416,651,428)
Total Liabilities and Shareholders' Equity		419,108,158,258	409,877,297,362




	Notes	31.12.2025 Taka	31.12.2024 Taka
Off-Balance Sheet Items			
Contingent liabilities	20	42,005,297,507	47,642,935,888
Acceptances and endorsements		4,074,326,936	6,538,764,797
Letters of guarantee	20.1	17,789,945,553	16,745,902,530
Irrevocable letters of credit		11,183,907,126	7,434,927,793
Bills for collection		5,456,620,164	8,678,764,428
Other contingent liabilities		3,500,497,730	8,244,576,339
Other commitments		-	-
Documentary credits and short term trade-related transactions		-	-
Forward assets purchased and forward deposits placed		-	-
Undrawn note issuance and revolving underwriting facilities		-	-
Undrawn formal standby facilities, credit lines and other commitments		-	-
Total off-balance sheet items		42,005,297,507	47,642,935,888

The annexed notes from 1 to 49 form an integral part of these consolidated financial statements.




Reazul Islam
Acting President & Managing Director



Dr. Nasima A. Rahman
Independent Director



Feroz Ahmed
Vice Chairman




Kaiser A. Chowdhury
Chairman

This is the Balance Sheet referred to in our separate report of even date.

Dhaka,
April 30, 2026

Signed for & on behalf of
M M Rahman & Co.
Chartered Accountants



Syed Mahmud Ahmad, FCA
Senior Partner

ICAB Enrollment No.: 0586
Firm's FRC Enlistment No. CAF-001-144

DVC:2604300586AS682705



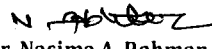
AB Bank PLC.
Profit and Loss Account
For the Year ended 31 December 2025

	Notes	2025 Taka	2024 Taka
OPERATING INCOME			
Interest income/profit on investments	22	(935,891,636)	9,118,593,995
Interest paid/profit on deposits and borrow, etc.	23	(34,489,648,464)	(28,107,968,378)
Net interest income		(35,425,540,100)	(18,989,374,383)
Investment income	24	3,968,780,663	4,920,209,441
Commission, exchange and brokerage	25	1,502,263,915	1,792,455,223
Other operating income	26	505,900,708	263,780,480
		5,976,945,286	6,976,445,145
Total operating income (a)		(29,448,594,813)	(12,012,929,239)
OPERATING EXPENSES			
Salary and allowances	27	3,407,406,043	3,202,655,370
Rent, taxes, insurance, electricity, etc.	28	1,053,586,727	938,826,147
Legal expenses	29	16,810,712	15,002,357
Postage, stamps, telecommunication, etc.	30	125,288,519	163,501,941
Stationery, printing, advertisement, etc.	31	99,803,726	135,278,841
Chief executive's salary and fees	27.1	8,424,621	21,012,903
Directors' fees	32	5,624,547	4,383,732
Auditors' fees	33	3,817,575	3,312,488
Depreciation and repairs of Bank's assets	34	426,110,636	449,407,215
Other expenses	35	1,646,781,578	1,510,193,167
Total operating expenses (b)		6,793,654,684	6,443,574,162
Profit before provision (c = (a-b))		(36,242,249,498)	(18,456,503,401)
Provision against loans and advances	36	-	59,160,353
Provision for investments	37	272,509,803	384,205,523
Other provisions	38	324,634,356	10,259,241
Total provision (d)		597,144,159	453,625,117
Profit before taxation (c-d)		(36,839,393,657)	(18,910,128,518)
Provision for taxation		222,813,640	269,355,568
Current tax		237,396,801	307,362,142
Deferred tax		(14,583,162)	(38,006,574)
Net profit after taxation		(37,062,207,296)	(19,179,484,085)
Appropriations			
Statutory reserve		72,638,659	53,256,790
Coupon payment for Perpetual Bonds		-	572,658,240
		72,638,659	625,915,030
Retained surplus		(37,134,845,956)	(19,805,399,115)
Earnings Per Share (EPS)	40	(41.38)	(21.41)


The annexed notes from 1 to 49 form an integral part of these consolidated financial statements.


Reazul Islam


Acting President & Managing Director


Dr. Nasima A. Rahman

Independent Director


Feroz Ahmed

Vice Chairman


Kaiser A. Chowdhury


Chairman

This is the Profit and Loss Account referred to in our separate report of even date.

Dhaka,
April 30, 2026



Signed for & on behalf of
M M Rahman & Co.
Chartered Accountants



Syed Mahmud Ahmad, FCA
Senior Partner

ICAB Enrollment No.: 0586

Firm's FRC Enlistment No. CAF-001-144

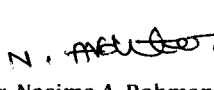
DVC:2604300586AS682705

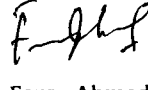
AB Bank PLC.
Cash Flow Statement
For the Year ended 31 December 2025


	Notes	2025 Taka	2024 Taka
Cash flows from Operating Activities			
Interest receipts		(935,891,636)	2,806,781,283
Interest payments		(34,160,568,517)	(25,455,691,826)
Dividend receipts		63,924,133	349,189,548
Fees and commission receipts		1,672,136,035	1,583,980,835
Recoveries on loans previously written off		468,334,939	221,469,407
Payments to employees		(3,415,830,664)	(3,223,668,273)
Payments to suppliers		(99,803,726)	(135,278,841)
Income taxes paid		(526,864,087)	(710,579,586)
Receipts from other operating activities	41	3,689,760,639	5,575,791,376
Payments for other operating activities	42	(3,004,775,908)	(2,868,853,345)
Operating profit before changes in operating assets & liabilities		(36,249,578,790)	(21,856,859,422)
Increase/decrease in operating assets and liabilities			
Loans and advances to customers		(15,606,851,497)	(14,541,188,537)
Other assets	43	(564,706,354)	1,839,187,618
Deposits from other banks		467,536,965	(4,146,410,816)
Deposits from customers		9,270,170,296	(30,360,336,242)
Trading liabilities (short-term borrowings)		21,900,005,900	12,184,849,279
Other liabilities	44	18,951,603,257	18,705,022,319
		34,417,758,567	(16,318,876,379)
Net cash used in operating activities (a)		(1,831,820,223)	(38,175,735,801)
Cash Flows from Investing Activities			
Sale of government securities		2,141,813,679	34,782,803,693
Sale/(Purchase) of trading securities, shares, bonds, etc.		817,665,913	(3,756,432,158)
Purchase of fixed assets incl. premises, furniture and fixtures		(560,533,637)	(96,120,622)
Net cash flow from investing activities (b)		2,398,945,955	30,930,250,914
Cash Flows from Financing Activities			
Decrease of long-term borrowings		(1,361,950,146)	(2,230,273,692)
Dividend paid including coupon payment of perpetual bond		-	(572,658,240)
Net cash (used in) Financing activities (c)		(1,361,950,146)	(2,802,931,932)
Net decrease in cash (a+b+c)		(794,824,415)	(10,048,416,819)
Effects of exchange rate changes on cash and cash equivalents		(187,210,460)	(753,986,022)
Cash and cash equivalents at beginning of the period		22,599,906,902	33,402,309,743
Cash and cash equivalents at end of the period (*)		21,617,872,028	22,599,906,902
(*) Cash and cash equivalents:			
Cash		1,227,679,202	1,490,224,135
Prize bonds		2,566,000	2,689,300
Money at call and on short notice		1,697,370,045	1,832,125,929
Balance with Bangladesh Bank and its agent bank(s)		11,614,582,588	15,526,004,329
Balance with other banks and financial institutions		7,075,674,191	3,748,863,209
		21,617,872,028	22,599,906,902
Net Operating Cash Flow Per Share (NOCFPS)	45	(2.05)	(42.62)

The annexed notes from 1 to 49 form an integral part of these consolidated financial statements.


Reazul Islam
Acting President & Managing Director


Dr. Nasima A. Rahman
Independent Director


Feroz Ahmed
Vice Chairman


Kaiser A. Chowdhury
Chairman

Dhaka,
April 30, 2026



AB Bank PLC.


Statement of Changes in Equity
For the Year ended 31 December 2025

Particulars	(Amount in Taka)						
	Paid-up capital	Statutory reserve	General reserve	Assets revaluation reserve	Investment revaluation reserve	Retained earnings	Total Equity
Balance at 01 January 2025	8,956,947,490	8,604,709,773	2,852,199,200	758,120,923	24,929,981	(16,416,651,428)	4,780,255,938
Net profit after taxation for the Period	-	-	-	-	-	(37,062,207,296)	(37,062,207,296)
Addition/(Adjustment) made during the Period	-	72,638,659	-	(6,636,225)	(23,246,877)	(12,604,482)	30,151,076
Foreign exchange rate fluctuation	-	(15,248,260)	-	-	-	(15,897,657)	(31,145,917)
Balance at 31 December 2025	8,956,947,490	8,662,100,172	2,852,199,200	751,484,697	1,683,105	(53,507,360,863)	(32,282,946,199)


For the Year ended 31 December 2024

Particulars	(Amount in Taka)						
	Paid-up capital	Statutory reserve	General reserve	Assets revaluation reserve	Investment revaluation reserve	Retained earnings	Total Equity
Balance at 01 January 2024	8,781,321,070	8,523,141,014	2,852,199,200	758,137,206	50,248,621	3,504,165,672	24,469,212,782
Bonus share for 2023	175,626,420	-	-	-	-	(175,626,420)	-
Net profit after taxation for the Period	-	-	-	-	-	(19,179,484,085)	(19,179,484,085)
Addition/(Adjustment) made during the Period	-	53,256,790	-	(16,283)	(25,318,639)	(574,555,443)	(546,633,576)
Foreign exchange rate fluctuation	-	28,311,969	-	-	-	8,848,848	37,160,817
Balance at 31 December 2024	8,956,947,490	8,604,709,773	2,852,199,200	758,120,923	24,929,981	(16,416,651,428)	4,780,255,939

The annexed notes from 1 to 49 form an integral part of these consolidated financial statements.


Reazul Islam
Acting President & Managing Director


Feroz Ahmed
Vice Chairman


Kaiser A. Chowdhury
Chairman

Dhaka,
April 30, 2026





AB Bank Limited
Liquidity Statement
Analysis of Maturity of Assets and Liabilities
As at 31 December 2025

Particulars	(Amount in Taka)					
	Up to 1 month's maturity	1-3 months' maturity	3-12 months' maturity	1-5 years' maturity	More than 5 years' maturity	Total
Assets						
Cash in hand and with banks	2,295,933,603	-	-	-	10,546,328,187	12,842,261,790
Balance with other banks and financial institutions	6,950,664,191	125,010,000	-	-	-	7,075,674,191
Money at call and on short notice	611,815,720	1,058,356,229	27,198,096	-	-	1,697,370,045
Investments	2,566,000	4,897,135,644	454,385,717	6,307,258,250	8,434,996,798	20,096,342,410
Loans, advances and lease/investments	9,288,531,365	18,962,180,713	24,069,856,589	285,461,549,557	21,740,458,024	359,522,576,249
Fixed assets including premises, furniture and fixtures	-	-	-	-	2,932,224,140	2,932,224,140
Other assets	248,637,792	127,297	2,827,389,312	8,599,602,221	-	11,675,756,622
Non-banking assets	-	-	-	3,265,952,811	-	3,265,952,811
Total Assets	19,398,148,672	25,042,809,883	27,378,829,714	303,634,362,840	43,654,007,149	419,108,158,258
Liabilities						
Borrowing from Bangladesh Bank, other banks, financial institutions and agents	2,151,649,922	33,196,782,182	444,933,087	2,549,366,760	5,710,936,000	44,053,667,951
Deposit and other accounts	42,772,860,343	89,048,598,042	171,643,139,077	28,186,253,272	1,335,845,656	332,986,696,389
Provision and other liabilities	1,423,176,729	900,503,234	160,208,795	7,058,438,369	64,808,412,990	74,350,740,117
Total Liabilities	46,347,686,994	123,145,883,458	172,248,280,959	37,794,058,401	71,855,194,645	451,391,104,457
Net liquidity excess/(shortage)	(26,949,538,322)	(98,103,073,575)	(144,869,451,246)	265,840,304,439	(28,201,187,496)	(32,282,946,199)

For and on behalf of the Board of Directors of AB Bank PLC.


Reazul Islam
Acting President & Managing Director


Feroz Ahmed
Vice Chairman


Kaiser A. Chowdhury
Chairman

Dhaka,
April 30, 2026



AB Bank PLC. and Its Subsidiaries
Notes to the Consolidated and Separate Financial Statements
As at and for the year ended 31 December 2025

1.1 The Bank and its activities

AB Bank PLC. (the Bank) is one of the first generation Private Commercial Banks (PCBs) incorporated in Bangladesh on 31 December 1981 as a public limited company under the Companies Act 1913, subsequently replaced by the Companies Act 1994, and is governed by the Bank Company Act, 1991 (amendment up to date). The Bank went for public issue of its shares on 28 December 1983 and its shares are listed with Dhaka Stock Exchange Limited and Chittagong Stock Exchange Limited. AB Bank PLC. has 105 Branches including one (1) Islami Banking Branch and one (1) Overseas Branch in Mumbai, India. The Bank has five subsidiary companies namely AB Investment Limited, AB Securities Limited, Cashlink Bangladesh Limited, Arab Bangladesh Bank Foundation all incorporated in Bangladesh and AB International Finance Limited, incorporated in Hong Kong.

AB Investment Limited (ABIL) and AB Securities Limited (ABSL) were incorporated as subsidiary companies after obtaining the approvals from Bangladesh Bank following guidelines of the Bangladesh Securities and Exchange Commission (BSEC). These two subsidiaries are being put into operations to cater the merchant banking and brokerage business which were previously carried out by the Bank itself.

The Bank through its Branches and non-banking subsidiaries provides a diverse range of financial services and products in Bangladesh and in certain international markets. The Bank has expanded its capital market oriented service horizon to its customers through AB Investment Limited. The Bank obtained permission from BSEC to embark upon merchant banking vide its certificate no. MB-1.02/2001-30 dated 15 May 2001 under the Securities and Exchange Commission Act 1993. Subsequently, the Bank has formed a subsidiary company named AB Investment Limited in accordance with the approval of Bangladesh Bank vide letter no. BRPD(R-1)717/2009-538 dated 09 December 2009 and the Bangladesh Securities and Exchange Commission vide letter no. Sec/Reg/MB-79/2010/73 dated 10 March 2010 for dealing the Merchant Banking business.

AB Bank PLC. started its Islami Banking operation through its Dilkusha Islami Banking Branch, Dhaka on 23 December 2004 following the permission of Bangladesh Bank vide letter no. BRPD (P) 745 (12)/2004-2702 dated 08 July 2004. Subsequently, the Branch was shifted to Kakrail, Dhaka on 18 October 2006.

The Bank obtained permission to work as a security custodian from the Bangladesh Securities and Exchange Commission vide its certificate no. SC-05/2007 dated 22 January 2007 under the Securities and Exchange Commission (Securities Custodian Service) Rules 2003.

In the year 2009, the Bank obtained permission to operate Off Shore Banking Unit (OBU) vide letter # BRPD (P-3)744/(106)/2009-4486 dated 06 December 2009 of Bangladesh Bank. OBU operation has been carried out from 28 April 2010 through the Bank's EPZ Branch, Chittagong.

Initially the Bank registered as Arab Bangladesh Bank Limited, which was subsequently renamed as AB Bank Limited in 2007. With the approval of regulatory authority in 2023 the name of the Bank has changed as AB Bank PLC.

1.2 Significant accounting policies and basis of preparation of the financial statements

Presentation of the financial statements

The consolidated and separate financial statements of the Bank have been prepared for the year ended December 31, 2025 in accordance with the measurement and recognition requirements of International Accounting Standards (IASs) and International Financial Reporting Standards (IFRSs) as adopted in Bangladesh.

The financial statements cover a full set of financial statements which comprise of consolidated and separate Balance Sheets, Profit or Loss Accounts, Cash Flow Statements, Statements of Changes in Equity, Liquidity Statement and relevant notes and disclosures.

The financial statements have been prepared under historical cost convention, except investments categorised under treasury securities in accordance with Bank Company Act, 1991 (amendment up to date); BRPD circular no. 14 dated 25 June 2003, the Companies Act, 1994; the Securities and Exchange Ordinance 1969, Securities and Exchange Rules 2020 and other laws and rules applicable for the Bank.



Basis of consolidation

Separate set of records for consolidating the financial statements of the Branches including Mumbai Branch, India, AB Investment Limited, AB Securities Limited, Cashlink Bangladesh Limited and AB International Finance Limited, Hong Kong are maintained at the Head Office of the Bank, based on which these financial statements have been prepared. The consolidated financial statements have been prepared in accordance with the IFRS 10 "Consolidated Financial Statements". The Consolidated Financial Statements have been prepared to a common reporting period ended on 31 December 2025.

Mumbai branch, India

The assets and liabilities of Mumbai Branch, India have been incorporated in the accounts at year end exchange rate. Income and expenditures have been incorporated in the accounts by each line item. The Balance Sheet and Profit and Loss Account of the Mumbai Branch have been shown separately in **Annexure-E**.

Islami Banking branch

Islami Banking Branch has been maintaining separate set of books and records for its operations following Bangladesh Bank guidelines. All assets-liabilities and income-expenses of this Branch have been incorporated in similar heads of account of the Bank's financial statements. Balance Sheet and Profit and Loss Account of Islami Banking Branch is shown separately in **Annexure-F** as per Bangladesh Bank BRPD Circular No. 15 dated 09 November 2009.

Custodian Wing

Financial statements of Custodian Wing have been separately audited by the auditor of the Bank. Income-expenditures of Custodian Wing have been incorporated in similar heads of account of the Bank's Profit and Loss Account. Profit and Loss Account of Custodian Wing has been shown separately in **Annexure-H**.

Off-Shore Banking Unit (OBU)

This particular unit of the Bank started its operation in the year 2010. Assets-liabilities and income-expenditures of Off-Shore Banking Unit are incorporated in similar heads of account of the Bank's Balance Sheet and Profit and Loss Account. The Balance Sheet and Profit and Loss Account of the Off-Shore Banking Unit (OBU) have been shown separately in **Annexure-I**.

Yangon Representative Office, Myanmar

AB Bank PLC., Yangon Representative Office (YRO), Myanmar, has been established primarily for encouraging and procuring Business under Border Trade Agreement between the Government of the Peoples' Republic of Bangladesh and the Republic of Union of Myanmar. YRO is also maintaining liaison with the Regulatory Bodies and Business Agencies of Myanmar. Statement of Receipts and Payments of the representative office has been shown separately in **Annexure-J**.

Investment in Amana Bank PLC.

The Bank invested in Amana Bank Limited, Sri Lanka which is a licensed commercial bank and established under the Banking Act No. 30 of 1988 (Sri Lankan Banking Act) and amendments thereto. Amana Bank is a public limited liability company incorporated on 05 February 2009 and the registered office of the Bank is located at No. 480, Galle Road, Colombo 3. The Bank commenced commercial banking operations on 01 August 2011. Amana Bank is also a listed company under the Colombo Stock Exchange.

Subsidiaries operation

The financial statements of subsidiaries (except Arab Bangladesh Bank Foundation-ABBF) have been consolidated in accordance with IFRS 10 "Consolidated Financial Statements". ABBF operated only for philanthropic purpose and its profit is not distributable to the shareholders. Thus, for ensuring the fair presentation of the Financial Statements of the Parent Company (the Bank), the Financial Statements of ABBF has not been consolidated.

AB Investment Limited (ABIL)

AB Investment Limited (ABIL) started its operation from 10 March 2010 for Merchant Banking Operation. AB Bank PLC. holds 99.99% shares in ABIL. The Statement of Financial Position and Statement of Profit or Loss and Other Comprehensive Income of ABIL have been shown separately in **Annexure-K**.



AB Securities Limited (ABSL)

Brokerage business of Arab Bangladesh Bank Foundation has been transferred to AB Securities Limited (ABSL) vide Bangladesh Bank approval letter BRPD(R-1)717/2009-493 dated 08 November 2009. AB Bank PLC. at present holds 99.91% shares in ABSL.

The Statement of Financial Position and Statement of Profit or Loss and Other Comprehensive Income of ABSL have been shown separately in **Annexure-L**.

Cashlink Bangladesh Limited (CBL)

Cashlink Bangladesh Limited (CBL) was incorporated on 24 September 2008 with an authorised capital of Taka 1,000,000,000 divided into 100,000,000 ordinary shares of Taka 10 each. The Bank at present holds 90% shares in CBL.

The Statement of Financial Position and Statement of Profit or Loss and Other Comprehensive Income of the CBL have been shown separately in **Annexure-M**.

AB International Finance Limited (ABIFL)

AB International Finance Limited (ABIFL) is a company incorporated in Hong Kong. Its registered office and principal place of business is situated at Room 1608, 16th Floor, Tower 1, Silvercord, 30 Canton Road, Tsim Sha Tsui, Hong Kong. It is a fully owned (100%) Subsidiary of AB Bank PLC.. Statement of Financial Position and Statement of Income and Retained Earnings of ABIFL have been shown separately in **Annexure-N**.

Arab Bangladesh Bank Foundation (ABBF)

Arab Bangladesh Bank Foundation (ABBF) has maintained separate set of books and records for its operation. The Statement of Financial Position and Statement of Profit or Loss and Other Comprehensive Income of ABBF have been shown separately in **Annexure -O**. It is a philanthropic Organization and are not consolidated with group Financial Statements.

Use of estimates and judgments

The preparation of consolidated financial statements and financial statements of the Bank required management to make judgments, estimates and assumptions that affected the application of accounting policies and the reported amounts of assets, liabilities, income and expenses. Actual results may differ from these estimates.

Estimates and underlying assumptions have been reviewed considering business realities. Revisions of accounting estimates have been recognised in the period in which the estimates have been revised and in the future periods affected, if applicable.

All intergroup balances, transactions, income and expenses are fully eliminated while preparing the consolidated financial statements.

Materiality, aggregation and offsetting

The Bank aggregates each material class of similar items and separately which are dissimilar in nature or function unless those are immaterial. The Bank did not offset assets and liabilities or income and expense, unless required or permitted by IAS/ IFRS.

Foreign currency transactions

Functional and presentational currency

Financial statements of the Bank have been presented in Taka/BDT, which is the Bank's functional and presentational currency.

Foreign currency translation

Foreign currency transactions have been converted into equivalent Taka currency at the ruling exchange rates on the respective date of such transactions as per IAS 21 "The Effects of Changes in Foreign Exchange Rates".

Assets and liabilities in foreign currencies as at 31 December 2023 have been converted into Taka currency at the average of the prevailing buying and selling rates of the relevant foreign currencies at that date except "balances with other banks and financial institutions" which have been converted as per directives of Bangladesh Bank vide its circular no. BRPD (R) 717/2004-959 dated 21 November 2004.

Differences arising through buying and selling transactions of foreign currencies on different dates of the year have been adjusted by debiting /crediting exchange gain or loss account.



Commitment

Commitments for outstanding forward foreign exchange contracts disclosed in the consolidated financial statements and financial statements of the Bank have been translated at contracted rates. Contingent liabilities/commitments for letter of credit, letter of guarantee and acceptance denominated in foreign currencies have been expressed in Taka terms at the rates of exchange ruling on the balance sheet date.

Translation gain and losses

Gains or losses arising out of translation of foreign exchange have been included in the Profit and Loss Account, except those arising on the translation of net investment in foreign branch and subsidiaries.

Foreign operations

The results of financial statements of the Bank whose functional currency is not Bangladesh Taka are translated into Bangladesh Taka as follows:

- a. assets and liabilities for each items of Balance Sheet have been translated at the closing rate on the date of Balance sheet.
- b. income and expenses for Profit and Loss (P & L) Account have been translated at an monthly average rate of the year; and
- c. all resulting exchange differences have been recognized in the P&L or as a separate components of equity, where appropriate.

Cash flow statement

Cash Flow Statement is prepared principally in accordance with IAS 7 "Statement of Cash Flows" under direct method as per the guidelines of BRPD circular no. 14 dated 25 June 2003. The Statement of Cash Flows show the structure of and changes in cash and cash equivalents during the period. Cash Flows during the year have been classified as operating activities, investing activities and financing activities.

Statement of changes in equity

Statement of Changes in Equity has been prepared in accordance with IAS 1 "Presentation of Financial Statements" and following the guidelines of Bangladesh Bank BRPD circular no.14 dated 25 June 2003.

Liquidity statement

The basis of the liquidity statement of assets and liabilities as on the reporting date is given below:

Particulars	Basis used
Balance with other banks and financial institutions	Maturity term
Investments	Respective maturity terms
Loans and advances	Repayment schedule basis
Fixed assets	Useful life
Other assets	Realization/ amortization basis
Borrowing from other banks, financial institutions and	Maturity/ repayments terms
Deposits and others accounts	Maturity term/ Previous trend
Other liabilities	Payments/ adjustments schedule basis

1.3 Assets and basis of their valuation

Cash and cash equivalents

Cash comprises cash in hand and demand deposits in the banks.

Cash equivalents are short term, highly liquid investments that are readily convertible into known amounts of cash and which are subject to an insignificant risk of changes in value.

Loans and advances

- i. Loans and advances/investments in Islamic Banking Branch are stated at gross amounts at 31 December 2025.
- ii. Interest/profit is calculated on a daily basis but charged and accounted on accrual basis. Interest/profit on classified loans and advances/ investment is kept in suspense account as per Bangladesh Bank instructions and such interest/ profit is not accounted for income until realized from borrowers. Interest/profit is not charged on bad and loss loans/ investments as per guideline of Bangladesh Bank.
- iii. Commission on bills purchased and discounting are recognised at the time of realisation.



- iv. Provision for loans and advances is made on the basis of quarter-end review by the management and as per instructions contained in BRPD Circular letter No. 06 dated 25 April 2023, BRPD circular No. 15 dated 27 November 2024 and BRPD Circular letter No. 29 dated 21 December 2025. The rates for provisions are stated below:

Particulars		Agricultural Credit	SMEF	All Other Credit	Off Balance Sheet Exposures
UC	Standard	0.5%, 1%	0.5%, 1%	1%	1%, 2%, 5%
	SMA	0.5%, 5%	0.5%, 5%	5%	
Classified	SS	20%	20%	20%	
	DF	50%	50%	50%	
	BL	100%	100%	100%	

Investment

Investments have been initially recognised at cost, including acquisition charges associated with the investment. Premium has been amortized and discount accredited, using the effective or historical yield method. Government Treasury Bills and Bonds (categorized as HFT or/and HTM) are accounted for as per Bangladesh Bank DOS circular letter no. 05 dated 26 May 2008 and DOS circular no. 05 dated 28 January 2009.

The valuation methods of investment used are:

Government securities

Held to Maturity (HTM)

Investments which are intended to be held to maturity are classified as "Held to Maturity". These are measured at amortised cost at each year end by taking into account any discount or premium in acquisition. Amortised amount of such premium are booked into Profit and Loss Account or discount is booked to reserve until maturity/disposal.

Held for Trading (HFT)

Investment primarily held for selling or trading is classified in this category. After initial recognition, investments are valued on the basis of marked to market on weekly basis. Decrease in the book value is recognised in the Profit and Loss Account and any increase is transferred to revaluation reserve account.

Value of investments has been enumerated as follows:

Investment class	Initial recognition	Measurement after initial recognition	Recording of changes
Treasury Bill / Bond (HFT)	Cost	Market value	Loss to Profit and Loss Account (P&L), gain to revaluation reserve
Treasury Bill / Bond (HTM)	Cost	Amortized value	Increase in value to equity and decrease in value to P&L
Debenture	Face value	None	None
Prize bond	Cost	None	None
Shares	Cost	Lower of cost and market value	Realised gain or loss, recognised in P&L Unrealized gain is not recognized in accounts. Provision is maintained for unrealized loss, if any



Investment in listed securities

These securities are brought and held primarily for the purpose of selling them in future or held for dividend income. These are reported at cost. Unrealised gains are not recognised in the Profit and Loss Account.

In Accordance with BRPD Circular no. 14 dated 25 June 2003, provisions should be made for any loss arising from the diminution in value of investments. Subsequently, as per DOS Circular No.01 dated 24 May 2023, provisions may be made for any loss arising from the diminution in value of investments after netting of gain. Provision against Mutual Fund should also be maintained in accordance with DOS circular letter no. 01 dated May 24, 2023.

Investment in unlisted securities

Investment in unlisted securities is reported at cost under cost method. Provision against Investment in unlisted securities, where applicable, is also maintained as per DOS circular letter no. 01 dated May 24, 2023.

Investment in subsidiaries

Investment in subsidiaries is accounted for under the cost method of accounting in the Bank's financial statements in accordance with the IAS 27 "Separate Financial Statements".

Fixed assets

- i) All fixed assets are stated at cost less accumulated depreciation as per IAS 16 "Property, Plant and Equipment". The cost is the amount of cash or cash equivalents paid or the fair value of the other consideration given to acquire an asset at the time of its acquisition or construction or, where applicable, the amount attributed to that asset when initially recognised in accordance with the specific requirements of the IFRS.
- ii) The cost of an item of property, plant and equipment is recognised as an asset if-
it is probable that future economic benefits associated with the item will flow to the entity and the cost of the item can be measured reliably.
- iii) Depreciation on fixed assets is charged over the estimated useful life of the assets using reducing balance method except motor vehicles, computers & computer equipments, intangible assets, core banking hardware and photocopiers for which straight-line method is used. The rates of depreciation are as follows:

<u>Category of asset</u>	<u>Rate of depreciation</u>
Land	Nil
Building	2.5%
Furniture and fixtures	10%
Electrical appliances	20%
Motor vehicles	12.5%
Core banking hardware	12.5%
Office appliances	20%
Intangible Assets	20%

- iv) Depreciation on fixed assets is charged when the respective asset is ready to use.
- v) The cost and accumulated depreciation of disposed assets are eliminated from the fixed assets schedule and gain or loss on such disposal is reflected in the Profit and Loss Account.
- vi) Useful lives and method of depreciation of fixed assets are reviewed periodically. If useful lives of assets do not differ significantly as these were previously estimated, revaluation of assets does not consider to be done.
- vii) Bank capitalised items value of which is over Taka 50,000 and the items below Taka 50,000 were booked as non-capitalised items under the broader head of other expenses with effect from 01 March 2009 in accordance with the relevant policy of the Bank.
- viii) Bank also follows a policy for amortization of expenditure considering the durability and useful lives of items. These are treated as intangible assets and are booked under the head "Fixed Assets" and amortised over their estimated useful lives by charging under the broad head "Depreciation".
- ix) Bank accounted for its required assets under non-current assets held for sale in applicable cases as per IFRS 5 Non-current Assets Held for Sale and Discontinued Operations. In general terms, assets (or disposal groups) held for sale are not depreciated; measured at the lower of carrying amount and fair value less costs to sell, and are presented separately in the statement of financial position.



Intangible assets

An intangible asset is recognised if-

- a. It is probable that the expected future economic benefits that are attributable to the assets will flow to the entity; and
- b. The cost of the assets can be measured reliably.

Other assets

Other assets include all balance sheet items not covered specifically in other areas.

Lease

Bank recognised a contract as (or contains) a lease if the contract conveys the right to control the use of an identified asset for a period of time in exchange for consideration.

i) Right-of-use assets

The Bank recognises right-of-use assets at the date of initial application of IFRS 16. The cost of the right of use assets comprises present value of lease payments less incentive plus initial direct payment and dismantling cost etc.

ii) Lease liabilities

At the commencement date of the lease, the Bank recognises lease liabilities measured at the present value of lease payments to be made over the lease term using incremental borrowing rate at the date of initial application. Lease liability is measured by increasing the carrying amount to reflect interest on the lease liability, reducing the carrying amount to reflect the lease payments, and re-measuring the carrying amount to reflect any reassessment or lease modifications. Interest on the lease liability in each period during the lease term shall be the amount that produces a constant periodic rate of interest on the remaining balance of the lease liability. The Bank recognised lease liabilities which are present value of lease payments to be made over the lease term from the date of commencement or 01 January 2019. The lease payment has been discounted using Treasury bill/bond rate supporting lease tenor 1-10 years as implicit borrowing rate.

iii) Short-term leases and leases of low value assets

The Bank has elected not to recognise right-of-use assets and lease liabilities for leases of low value assets and short term leases, i.e. for which the lease term ends within 12 months of the date of initial application. The Bank recognises lease payments associated with these leases as an expense. The contracts for premises with all branches, head office, regional offices, data centres and disaster recovery centres are considered for lease calculation.

The Bank as lessee on lease-by-lease basis, elected a single threshold less than BDT 1 crore to consider low value asset on the basis of materiality (less than 1%) of Bank's Total capital BDT 1,651 crore. Hence, any payment made by the Bank under contract for use of any rental premises or assets for a period not exceeding twelve months, and or, falls as low value asset and substantial risks and benefits of ownership of those rental premises/assets do not transfer to the Bank, are recognised as expense.

iv) Depreciation of Right Of Use Assets

The right of use assets are depreciated using a straight line method from the lease recognition date to the end of the lease term.


Stock of stationery

Stock of stationery has been shown under other assets and is valued at cost.

1.4 Capital, reserve, liabilities and provision and basis of their valuation

Share capital

Ordinary shares are classified as equity when there is no contractual obligation to transfer cash or other financial assets.



Statutory reserve

As per Section 24 of the Bank Company Act, 1991 (amendment up to date), at least 20% of current year's profit of the Bank is required to be transferred to Statutory Reserve until such reserve together with share premium account equals to its paid up capital.

Revaluation reserve

When an asset's carrying amount is increased as a result of revaluation, the increased amount should be credited directly to equity under the head revaluation surplus/ reserve as per IAS 16 "Property, Plant and Equipment".

Deposits and other accounts

Deposits are recognised when the Bank enters into contractual arrangements with the counterparties, which are generally on trade date and initially measured at the amount of consideration received.

Borrowing

Borrowed funds include call money, term borrowings and re-finance from different commercial banks, non-banking financial institutions and central bank.

Provision for taxation

Income tax represents the sum of the current tax and deferred tax.

Current tax

The tax currently payable is based on taxable profit for the year. Taxable profit differs from profit as reported in the income statement because it excludes items of income or expense that are taxable or deductible in other years and it further excludes items that are never taxable or deductible. The Bank's liability for current tax is calculated using tax rates that have been enacted or substantively enacted by the balance sheet date.

Provision for current income tax has been made @ 37.50% on the accounting profit made by the Bank after considering taxable allowances and disallowances as per income tax laws applicable for the Bank.

Deferred tax

Deferred tax is recognised on differences between the carrying amounts of assets and liabilities in the financial statements and the corresponding tax bases used in the computation of taxable profit and are accounted for using the balance sheet liability method. Deferred tax liabilities are generally recognised for all taxable temporary differences and deferred tax assets are recognised to the extent that it is probable that taxable profits will be available against which deductible temporary differences, unused tax losses or unused tax credits can be utilised. Such assets and liabilities are not recognised if the temporary difference arises from goodwill or from the initial recognition (other than in a business combination) of other assets and liabilities in a transaction that affects neither the taxable profit nor the accounting profit.

Deferred tax liabilities are recognised for taxable temporary differences arising on investments in subsidiaries and associates, and interests in joint ventures, except where the Bank is able to control the reversal of the temporary difference and it is probable that the temporary difference will not reverse in the foreseeable future.

The carrying amount of deferred tax assets is reviewed at each balance sheet date and reduced to the extent that it is no longer probable that sufficient taxable profits will be available to allow all or part of the asset to be recovered.

Deferred tax is calculated at the tax rates that are expected to apply in the period when the liability is settled or the asset is realised, based on tax rates that have been enacted or substantively enacted by the balance sheet date. Deferred tax is charged or credited to the income statement, except when it relates to items charged or credited directly to equity, in which case the deferred tax is also dealt with in equity.

Deferred tax assets and liabilities are offset when there is a legally enforceable right to set off current tax assets against current tax liabilities and when they relate to income taxes levied by the same taxation authority and the company intends to settle its current tax assets and liabilities on a net basis.

The impact on the account of changes in the deferred tax assets and liabilities has also been recognized in the Profit and Loss Account as per IAS-12 "Income Taxes" (note 10.1).



Retirement benefits to the employees

The retirement benefits accrued for the employees of the Bank as on the reporting date have been accounted for in accordance with the provision of IAS 19 "Employee Benefits". Bases of enumerating the retirement benefits schemes operated by the Bank are outlined below:

Provident fund

There is a provident fund scheme under the defined contribution plan. The fund is operated by a separate board of trustees approved by the National Board of Revenue as per Income Tax Act, 2023. All eligible employees contribute 10% of their basic pay to the fund. The Bank also contributes equal of employee's contribution to the fund. These contributions are invested separately. Benefits from the fund are given to eligible employees at the time of retirement/resignation as per approved rules of the fund.

Staff gratuity

The Bank has a separate Board of Trustees for operating the staff gratuity fund approved by the National Board of Revenue. Employees of the Bank, who served the Bank for ten years or above are entitled to get gratuity benefit at rates determined by the Service Rules of the Bank.

Superannuation fund

The Bank operates a Superannuation Fund as death-cum-retirement benefit for its employees. The fund is operated by a separate Board of Trustees.

Provision for liabilities

A provision is recognised in the balance sheet when the Bank has a legal or constructive obligation as a result of past event and it is probable that an outflow of economic benefit will be required to settle the obligations, in accordance with IAS 37 "Provisions, Contingent Liabilities and Contingent Assets".

No provision is recognised for any possible obligation that arises from past events and the existence of which will be confirmed only by the occurrence or non-occurrence of one or more uncertain future events not wholly within the control of the Bank, or any present obligation that arises from past events and it is not probable that an outflow of resources embodying economic benefits will be required to settle the obligation, or a reliable estimates of the amount of obligation cannot be made.

However, certain provisions on assets and liabilities are maintained in accordance with relevant Bangladesh Bank Circulars issued from time to time.

Provision for nostro accounts

Provision for nostro accounts is required to be maintained as per circular letter no. FEPP(FEMO)/01/2005-677 dated 13 September 2005 issued by Foreign Exchange Policy Department of Bangladesh Bank.

Non- controlling Interest

Non- Controlling Interest is the equity in a subsidiary not attributable, directly or indirectly, to the parent.

As per IFRS 10 'Consolidated Financial Statements' Bank presents non- controlling interest separately in financial statements.

Profit or loss and each component of other shareholders equity are attributed to the owners of the parent and to the non-controlling interest. Total shareholders equity is attributed to the owners of the parent and to the non-controlling interest even if this result in the non- controlling interest having a deficit balance.

1.5 Revenue recognition

Interest income

The interest income is recognised on accrual basis. Interest on loans and advances ceases to be taken into income when such advances are classified or treated as Sub Standard (SS) and Doubtful (DF) as per BRPD circular no. 14 dated 23 September 2012 and is kept in interest suspense account. Interest on classified advances is accounted for as income when realised.

Profit on investment (Islami Banking)

Profit on investment is taken into income account from profit receivable account. Overdue charges/ compensation on classified investment is transferred to profit suspense/ compensation receivable account instead of income account.



Investment income

Interest income on investments is recognised on accrual basis except treasury bills. Capital gains on investments in shares are also included in investment income. Capital gains are recognized when these are realised.

Fees and commission income

Fees and commission income on services provided by the Bank are recognised as and when the services are rendered. Commission charged to customers on letters of credit and letters of guarantee are credited to income at the time of affecting the transactions.

Dividend income on shares

Dividend income from investment in shares is recognised when the Bank's right to receive dividend is established. It recognised when:

- a. It is probable that the economic benefits associated with the transaction will flow to the entity; and
- b. the amount of the revenue can be measured reliably.

Interest paid on deposits and borrowings

Interest paid on deposits, borrowings, etc. is accounted for on accrual basis according to the IAS 1 "Presentation of Financial Statements".

Other operating expenses

All other operating expenses are provided for in the books of the account on accrual basis according to the IAS 1 "Presentation of Financial Statements".

1.6 Reconciliation of books of account

Books of account with regard to inter-bank (in Bangladesh and outside Bangladesh) and inter-branch transactions are reconciled.

1.7 Earnings Per Share (EPS)

Basic earnings per share

Basic earnings per share have been calculated in accordance with IAS 33 "Earnings per Share" which has been shown in the face of the Profit and Loss Account. This has been calculated by dividing the profit attributable to the ordinary shareholders by the numbers of ordinary shares.

Diluted earnings per share

Diluted earnings per share is to be calculated by adjusting profit or loss attributable to ordinary equity holders of the parent entity, and weighted average number of shares outstanding, for the effects of all dilutive potential ordinary shares.

Potential ordinary shares shall be treated as dilutive when, and only when, their conversion to ordinary shares would decrease earnings per share or increase loss per share from continuing operations.

1.8 Off-balance sheet items

Off-Balance Sheet items have been disclosed under contingent liabilities and other commitments as per Bangladesh Bank's guidelines.

In accordance with BRPD circular no.06 dated 25 April 2023, general provision for Off-Balance Sheet exposure of the Bank as at 31 December 2025 has been considered. Provision is made on the total exposure and amount of cash margin or value of eligible collateral is not deducted while computing Off-Balance sheet exposure.

1.9 Memorandum items

Memorandum items are maintained for those items for which the Bank has only a business responsibility and no legal commitment.



AB Bank PLC.

Notes to the Financial Statements
For the Year ended 31 December 2025

1.10 Segment Reporting

The Bank reports its operations under the following two business segments as per International Financial Reporting Standards (IFRS)-8 "Operating Segment".

By geographical location and segment business

Particulars	AB Bank PLC.							Subsidiaries				AB Bank and its subsidiaries	
	Inside Bangladesh			Mumbai Branch, India	Total	Inside Bangladesh			AB Int. Finance Ltd. (Hong Kong)				
	Conventional Banking	Islamic Banking	Investment Banking			Off-Shore Banking Unit	AB Investment Limited	AB Securities Limited		Cash Link Bangladesh Ltd. (CBL)			
	(Amount in Crore)												
Profit and loss account													
Interest income/profit on investment	62.95	(181.96)	-	7.18	18.25	(93.59)	2.79	8.25	0.64	13.70	(74.52)		
Int. paid/profit on deposits & borrowings	3,323.22	79.46	41.88	3.99	0.42	3,448.96	-	0.91	-	5.91	3,449.47		
Net interest income	(3,260.27)	(261.42)	(41.88)	3.19	17.83	(3,542.55)	2.79	7.35	0.64	7.79	(3,523.99)		
Investment income	373.50	3.82	2.85	-	16.71	396.88	4.35	0.27	-	-	401.50		
Commission, exchange and brokerage	104.81	0.15	-	0.02	45.24	150.23	1.26	5.23	-	11.31	167.98		
Other operating income	50.46	0.02	-	-	0.11	50.59	0.93	0.04	-	8.76	59.40		
Total operating income	(2,731.49)	(257.43)	(39.04)	3.21	79.89	(2,944.86)	9.33	12.88	0.64	27.85	(2,895.11)		
Operating Expenses													
Salary and allowances	333.52	4.47	-	0.36	3.23	341.58	3.48	4.70	-	4.81	354.57		
Rent, taxes, insurance, electricity, etc.	102.03	0.39	-	0.00	2.94	105.36	0.24	0.42	-	1.27	106.37		
Legal expenses	1.68	-	-	-	0.00	1.68	0.01	0.04	0.02	-	1.75		
Postage, stamps, telecom, etc.	11.68	0.03	-	0.00	0.82	12.53	0.08	0.18	-	1.59	14.38		
Stationery, printing, advertisement, etc.	9.83	0.04	-	0.00	0.11	9.98	0.04	0.12	-	0.03	10.17		
Directors' fees	0.55	0.02	-	-	-	0.56	0.03	0.05	0.01	0.10	0.76		
Auditors' fees	0.28	-	-	-	0.10	0.38	0.02	0.01	0.00	0.08	0.49		
Depreciation & repairs of Bank's assets	40.81	0.42	-	0.00	1.38	42.61	1.79	1.15	-	0.08	45.62		
Other expenses	140.08	0.92	0.09	0.04	23.55	164.68	0.77	1.76	0.07	0.36	167.59		
Total operating expenses	640.46	6.28	0.09	0.41	32.12	679.37	6.46	8.42	0.10	8.31	701.71		
Profit before provision	(3,371.95)	(263.72)	(39.13)	2.80	47.77	(3,624.22)	2.86	4.47	0.54	19.54	(3,596.81)		
Provision against loans and advances											195.38		
Provision for investments											28.82		
Other provisions											32.47		
Total provision											256.67		
Profit before taxation											(3,853.48)		
Provision for taxation											35.69		
Net profit after taxation											(3,889.17)		



1.11 Compliance of International Accounting Standards (IASs) and International Financial Reporting Standards (IFRSs)

While preparing the financial statements, Bank applied most of the International Accounting Standards (IASs) and International Financial Reporting Standards (IFRSs) as adopted by the Institute of Chartered Accountants of Bangladesh (ICAB) as applicable to the Bank:

Sl no.	Name of IAS	No. of IAS	Status
1	Presentation of Financial Statements	1	Complied
2	Inventories	2	Complied
3	Statement of Cash Flows	7	*
4	Accounting Policies, Changes in Accounting Estimates and Errors	8	Complied
5	Events after the Reporting Period	10	Complied
6	Income Taxes	12	Complied
7	Property, Plant and Equipment	16	Complied
8	Employee Benefits	19	Complied
9	Accounting for Govt. Grants and Disclosure of Govt. Assistance	20	N/A
10	The Effects of Changes in Foreign Exchange Rates	21	Complied
11	Borrowing Costs	23	Complied
12	Related Party Disclosures	24	Complied
13	Accounting and Reporting by Retirement Benefit Plans	26	Complied
14	Separate Financial Statements	27	Complied
15	Investments in Associates and Joint Ventures	28	Complied
16	Financial Reporting in Hyperinflationary Economics	29	N/A
17	Interests in Joint Ventures	31	N/A
18	Financial Instruments: Presentation	32	*
19	Earnings Per Share	33	Complied
20	Interim Financial Reporting	34	Complied
21	Impairment of Assets	36	Complied
22	Provisions, Contingent Liabilities and Contingent Assets	37	Complied
23	Intangible Assets	38	Complied
24	Investment Property	40	Complied
25	Agriculture	41	N/A

Sl no.	Name of IFRS	No. of IFRS	Status
1	First-time Adoption of International Financial Reporting Standards	1	N/A
2	Share-Based Payment	2	N/A
3	Business Combinations	3	N/A
4	Non-Current Assets Held for Sale and Discontinued Operations	5	Complied
5	Exploration for and Evaluation of Mineral Resources	6	N/A
6	Financial Instruments: Disclosures	7	*
7	Operating Segments	8	Complied
8	Financial Instruments	9	*
9	Consolidated Financial statements	10	Complied
10	Joint Arrangements	11	N/A
11	Disclosure of interests in other Entities	12	Complied
12	Fair Value Measurement	13	Complied
13	Regulatory Deferral Accounts	14	N/A
14	Revenue from Contracts with Customers	15	Complied
15	Leases	16	Complied
16	Insurance Contracts	17	N/A

* Relevant disclosures are made according to the requirement of Bangladesh Bank.



1.12 Compliance of Bangladesh Bank regulations over IAS/IFRS

In the following cases Bank followed Bangladesh Bank regulations over IFRS/IAS:

Sl no.	Issues	IAS/IFRS	Bangladesh Bank
1	Presentation	As per IAS 1 Other Comprehensive Income is a component of financial statements or the elements of Other Comprehensive Income are to be included in a single Comprehensive income statement and there is no requirement to show appropriation of profit in the face of the statement of comprehensive income. Again, Intangible assets must be identified, recognised, presented in the face of the balance sheet and the disclosures to be given as per IAS 38.	In accordance with BRPD Circular no. 14 dated 25 June 2003 financial statements do not require to include the statement of Other Comprehensive Income and appropriation of profit is provided in the face of Profit and Loss Account. Intangible assets are provided under the head Fixed Assets.
2	Cash and cash equivalents	As per IAS 7 cash comprises cash in hand & demand deposits and Cash equivalents recognises the short-term, highly liquid investments that are readily convertible to known amounts of cash and which are subject to an insignificant risk of changes in value. Therefore, some items like- Balance with Bangladesh Bank on account of CRR/ SLR are not part of cash and cash equivalents as those are not readily available.	Balance with Bangladesh Bank is treated as cash and cash equivalents as per BRPD Circular no. 14 dated 25 June 2003.
3	Investment in shares and securities	As per requirements of IFRS 9, classification and measurement of investment in shares and securities will depend on how these are managed (the entity's business model) and their contractual cash flow characteristics. Based on these factors the investment in shares and securities generally falls either under at "fair value through profit and loss account (FVTPL)" or at "fair value through other comprehensive income (FVOCI)" where any change in the fair value of securities measured under FVTPL is taken to the profit and loss account and any changes in the fair value of securities measured under FVOCI is transferred to equity through other comprehensive income.	As per BRPD Circular no. 14 dated 25 June 2003, provisions should be made for any loss arising from the diminution in value of investments. But, as per DOS Circular No.04 dated 24 November 2011, provisions can be made for any loss arising from the diminution in value of investments after netting of gain.
4	Revaluation gains/losses on Government securities	As per requirement of IFRS 9, an entity shall classify financial assets as subsequently measured at amortised cost, fair value through other comprehensive income or fair value through profit or loss. For securities like treasury bills and treasury bonds designated as "held for trading" measured at fair value, gains and losses are recognised entirely in profit or loss (fair value through profit or loss, FVTPL). T-bills and T-Bonds designated as "held to maturity" are measured at amortized cost method and interest income is recognized through the profit and loss account.	As per Bangladesh Bank DOS circular letter no. 05 dated 26 May 2008 and DOS circular no. 05 dated 28 January 2009. HTM measured at amortised cost at each year end by taking into account any discount or premium in acquisition. Amortised amount of such premium are booked into Profit and Loss Account or discount is booked to reserve until maturity/disposal. In case of HFT after initial recognition, investments are revalued at mark to market on weekly basis. Decrease in the book value is recognised in the Profit and Loss Account and any increase is transferred to revaluation reserve account.
5	Non-banking asset	No indication of Non-banking asset is found in any IFRS.	As per BRPD circular No. 14 dated 25 June 2003 and BRPD circular No. 22 dated 20 September 2021 respectively there must exist a face item named Non-banking asset.



Sl no.	Issues	IAS/IFRS	Bangladesh Bank
6	Repo and reverse repo transactions	As per IFRS 9 when an entity sells a financial asset and simultaneously enters into an agreement to repurchase the asset (or a similar asset) at a fixed price on a future date (repo), the arrangement is treated as a loan and the underlying asset continues to be recognized at amortised cost in the entity's financial statements. The difference between selling price and repurchase price will be treated as interest expense. The same rule applies to the opposite side of the transaction (reverse repo).	As per Bangladesh bank Circulars / guidelines, when a Bank sells a financial asset and simultaneously enters into an agreement to repurchase the asset (or a similar asset) at a fixed price on future date (REPO), the arrangement is accounted for as a normal sales transactions and the financial assets should be derecognized in the seller's book and recognized in the buyer's book.
7	Provision on loans and advances/ investments	As per IFRS 9, an entity shall recognise an impairment allowance on loans and advances based on expected credit losses. Expected credit losses are required to be measured through a loss allowance at an amount equal to: (i) the 12-month expected credit losses (expected credit losses that result from those default events on the financial instrument that are possible within 12 months after the reporting date); or (ii) full lifetime expected credit losses (expected credit losses that result from all possible default events over the life of the financial instrument). For loans & Advances whose credit risk increased significantly since initial recognition, a loss allowance for full lifetime expected credit losses is required. For loans & advances whose credit risk didn't increased significantly, a loss allowance equal to the 12-month expected credit losses is required.	Provision for loans and advances is made on the basis of quarter-end review by the management and as per instructions contained in BRPD circular No. 15 dated 27 November 2024, BRPD Circular letter No. 29 dated 21 December 2025 and BRPD Circular letter No. 06 dated 25 April 2023, a general provision at 0.25% to 5% under different categories of unclassified loans (good/standard loans) has to be maintained regardless of objective evidence of impairment. Also provision for sub-standard loans, doubtful loans and bad losses has to be provided at 20%, 50% and 100% respectively for loans and advances depending on the duration of overdue. Again as per BRPD circular no. 10 dated 18 September 2007 and BRPD circular no. 14 dated 23 September 2012, a general provision at 1% is required to be provided for all off-balance sheet exposures. The bank has to maintain provisions based on the circulars issued by Bangladesh Bank from time to time. Such provision policies are not specifically in line with those prescribed by IFRS 9. Also for disclosure such provision shall be shown as liability as opposed to netting of against loans and advances.
8	Recognition of interest in suspense	Loans and advances to customers are generally classified at amortised cost as per IFRS 9 and interest income is recognised by using the effective interest rate method to the gross carrying amount over the term of the loan. Once a loan subsequently become credit- impaired, interest income is recognized in profit and loss account on the same basis based on revised carrying amount.	As per BRPD circular no. 14 dated 23 September 2012, once a loan is classified; interest on such loans are not allowed to be recognised as income, rather the corresponding amount needs to be credited to interest suspense account, which is presented as liability in the balance sheet.
9	Cash flow statement	The cash flow statement can be prepared using either the direct method or the indirect method as per IAS 7. The presentation is selected to present these cash flows in a manner that is most appropriate for the business or industry. The method selected is applied consistently.	As per BRPD circular No. 14, dated 25 June 2003 cash flow is the mixture of direct and indirect methods.



Sl no.	Issues	IAS/IFRS	Bangladesh Bank
10	Financial guarantee	As per IFRS 9, financial guarantees are contracts that require the issuer to make specified payments to reimburse the holder for a loss it incurs because a specified debtors fails to make payment when due in accordance with the original or modified terms of a debt instrument. Financial guarantee liabilities are recognised initially at their fair value plus transaction costs that are directly attributable to the issue of the financial liabilities. The financial guarantee liability is subsequently measured at the higher of the amount of loss allowance for expected credit losses as per impairment requirement and the amount initially recognised less, income recognised in accordance with the principles of IFRS 15. Financial guarantees are included within other liabilities.	As per BRPD Circular no. 14 dated 25 June 2003, financial guarantees such as Letter of Credit, Letter of Guarantee, Acceptance and Endorsement, etc. will be treated as off balance sheet items.

1.13 Regulatory and legal compliance

The Bank complied with the requirements of the following Act, regulations and guidelines:

- i. The Bank Company Act, 1991 (amendment up to date)
- ii. The Companies Act 1994
- iii. Rules, regulations and circulars issued by the Bangladesh Bank from time to time
- iv. The Securities and Exchange Rules, 2020
- v. The Securities and Exchange Ordinance, 1969
- vi. The Securities and Exchange Commission Act, 1993
- vii. The Securities and Exchange Commission (Public Issues) Rules, 2015
- viii. The Income Tax Act 2023 and Rules of 1984
- ix. The Value Added Tax and Supplementary Duty Act, 2012
- x. The Value Added Tax and Supplementary Duty Rules, 2016
- xi. The Financial Reporting Act 2015 and other regulations of Financial Reporting Council, Bangladesh
- xii. Dhaka Stock Exchange (DSE) and Chittagong Stock Exchange (CSE) Listing Regulations, 2015
- xiii. Central Depository Bangladesh Limited (CDBL) rules and regulations
- xiv. Financial Reporting Disclosure (as per BSEC Notification No. BSEC/CMRRCD/2006-158/208/Admin/81 dated, 20 June 2018)
- xv. Other applicable laws and regulations

1.14 Reporting period

Sl no.	Name of the entity/segment	Reporting period
1	AB Bank PLC.	01 January 2024 to 31 December 2025
2	Off Shore Banking Unit	01 January 2024 to 31 December 2025
3	Mumbai Branch, India	01 January 2024 to 31 December 2025
4	AB Investment Limited	01 January 2024 to 31 December 2025
5	AB Securities Limited	01 January 2024 to 31 December 2025
6	Cashlink Bangladesh Limited	01 January 2024 to 31 December 2025
7	AB International Finance Limited	01 January 2024 to 31 December 2025
8	Arab Bangladesh Bank Foundation	01 January 2024 to 31 December 2025



1.15 Risk management

As a financial intermediary, the Bank is exposed to various types of risks. Risk is defined as uncertainties resulting in adverse variation of profitability or in losses, financial or otherwise. The risk management of the Bank covers core risk areas of banking as defined by Bangladesh Bank and Pillar-2 risk as well. The core risks are credit risk, asset liability risks, money laundering risks, internal control and compliance risks, information technology risks and foreign exchange risks. Some other risks those also affect banking business are liquidity risk, market risk interest rate risk, equity risk, operational risk, reputation risk, strategic risks, credit concentration risks, environmental and climate change risks, etc.

The objective of the risk management framework at the bank is that the Bank understands, evaluates and takes well calculative risks and thereby safeguarding the Bank's capital, its financial resources and profitability from various business risks through its own measures, policies and procedures established to address these risks and also implementing Bangladesh Bank's guidelines and following some of the best practices as under:

Credit risk

It arises mainly from lending, trade finance and treasury businesses. This can be described as potential loss arising from the failure of a counter party to perform as per contractual agreement with the Bank. The failure may result from unwillingness of the counter party or decline in his/ her financial condition. Therefore, the Bank's credit risk management activities have been designed to address all these issues.

The Bank has segregated duties of the officers / executives involved in credit related activities. A separate Department at Head Office is entrusted with the duties of maintaining effective relationship with the customers, marketing of credit products, exploring new business opportunities, etc. Moreover, credit approval, administration, monitoring and recovery functions have been segregated.

Credit Risk Management Division is entrusted with the duties of maintaining asset quality, assessing risk in lending to a particular customer, sanctioning credit, formulating policy / strategy for lending operation, etc. Adequate provision has been made on classified loans / investments. A thorough assessment is done before sanction of any credit facility at Credit Risk Management Division. The risk assessment includes borrower risk analysis, financial analysis, industry analysis, historical performance of the customer, security of the proposed credit facility, etc. The assessment process starts at respective business wing by the relationship manager / officer and ends at Credit Risk Management Division when it is approved / declined by the competent authority. In determining single borrower / large loan limit, the instructions of Bangladesh Bank are strictly followed. Internal audit is conducted at periodical intervals to ensure compliance of Bank's and Regulatory polices. Loans are classified as per Bangladesh Bank's guidelines.

Market risk

Market risk arises from potential losses of the exposures of a bank from on-balance sheet and off-balance sheet items, i.e adverse movements in market rates/interest rates, foreign exchange rates, equity prices, credit spreads and/or commodity prices.

Operational risk

Operational risk address the risk associated with fraud, forgery, unauthorized activities, error, omission, system failure and external events among others. Bank is managing these risks through written procedures, regular training and awareness programs. Departmental Control Function Checklist (DCFCL), Quarterly Operations Report, Loan Documentation Checklist etc. are in place covering all probable risks associated with bank's business and operations. Surprise inspections are also made on a regular basis to make sure that all control tools are functioning properly.

Foreign exchange risk

Foreign exchange risk is defined as the potential change in earnings due to change in market prices. The foreign exchange risk of the Bank is minimal as all the transactions are carried out on behalf of the customers against underlying L/C commitments and other remittance requirements. Financial Institution and Treasury (FIT) Division independently conducted the foreign exchange transactions and the Mid office and the Back office of Treasury is responsible for verification of the deals and passing of their entries in the books of account. All foreign exchange transactions are revalued at Market rate as determined by Bangladesh Bank at the month end. All nostro accounts are reconciled on a monthly basis and outstanding entry is reviewed by the management for its settlement. The position maintained by the Bank at the end of day was within the stipulated limit prescribed by the Bangladesh Bank.



Interest rate risk

Interest rate risk may arise from trading portfolio and non-trading portfolio. The trading portfolio of the bank consists of government treasury bills, bond, etc. The short term movement in interest rate is negligible or nil. Interest rate risk of non-trading business arises from mismatches between the future yield of an asset and its funding cost. Asset Liability Committee (ALCO) monitors the interest rate movement on a regular basis.

Equity risk

Equity risk arises from movement in market value of equities held. The risks are monitored by the Investment Banking Division under a well-designed policy framework. Adequate provision was maintained by the Bank for diminution of market value of Investments.

Liquidity risk

The objective of liquidity risk management is to ensure that all foreseeable funding commitments and deposit withdrawals can be met when due. To this end, the Bank is maintaining a diversified and stable funding base

comprising of core retail and corporate deposits and institutional balance. Management of liquidity and funding is carried out by Financial Institution and Treasury (FIT) Division under approved guidelines. FIT front office is supported by a very structured Mid Office and Back Office. The liquidity management is monitored by Asset Liability Committee (ALCO) on a regular basis. A written contingency plan is in place to manage extreme situation.

Risk arising from money laundering

AB Bank PLC. considers prevention of money laundering risk not only as a compliance requirement imposed by the law of the country but also as one of its core business values. The board of directors and senior management are firmly committed to combat money laundering. Every year, a message from the President and Managing Director's office goes to all employees' of the Bank reiterating the importance of the issue. There is a high profile Central Compliance Unit (CCU) in place to oversee the anti-money laundering activities. The president and managing director himself supervise the function of CCU's. Operation has separated and dedicated headcount for surveillance of the anti-money laundering functions across the bank. Training and awareness programs are regularly held to make all employees' aware of the issue. Bank has also undertaken campaign against money laundering in electronic media.

Internal control and compliance risk

Department of Internal Control and Compliance (DICC) of the bank performs three core functions - Internal Audit, Monitoring and Compliance in order to mitigate the internal control and compliance risk. DICC conducts Risk Based Audit and Annual Audit of the Branches. Audit of Head Office Divisions also come under DICC. DICC monitors compliance of Internal as well as Bangladesh Bank Audit Reports including Bangladesh Bank Special Audit Reports on Core Risks. Besides, Special Audit on some specific issues like year-end Cash Position, Security Stock verification etc. are also done by DICC.

Information and communication technology (ICT) security risk

The Bank follows the Bangladesh Bank ICT Policies along with other leading industry compliances such as PCI DSS. AB Bank IT Infrastructure has built on Microsoft Active Directory along with Microsoft Exchange Email System with enhanced cloud security. Bank has Next Generation Firewall (NGF) in our core and perimeter zone to protect the organization from external threats. NGF runs only a few services on board and reserves the majority of resources for ingress-egress traffic. For endpoint security Bank has advanced persistent threat (APT) malware protection and Anti Bot protection which are components of Next Generation Firewall.

Bank has introduced Multi-Factor Authentication (MFA), Mobile Protection, Remote Access, and Virtual Private Networks (VPN). AB Core Infrastructure have High Availability and Disaster Recovery Site (DRS) with near real time synchronization which ensure the highest level of uptime round the year. End User Security Awareness Training is one of focus area to ensure the total security of the bank. Bank regularly arrange Security Awareness training for the employees as per the regulations of Bangladesh Bank.

1.16 Environment Risk Management (ERM)

Bangladesh Bank issued Guidelines on Environment Risk Management (ERM) to streamline solutions for managing the environmental risks in the financial sector – Ref: BRPD Circular No.01/2011 dated 30 January 2011 and BRPD Circular no.02 dated 27 February 2011 respectively. Bank accordingly introduced the Guideline on Environment Risk Management on 15 June 2011. These ERM guidelines are an attempt to incorporate the environmental impact of a business into the lending process, so that the environment gets due consideration in the appraisal process.



Environmental risk is a facilitating element of credit risk arising from such environmental issues. These can be due to environmental impacts caused by and / or due to the prevailing environmental conditions. These increase risks as they bring an element of uncertainty or possibility of loss in the context of a financing transaction.

The Bank is complying with Bangladesh Bank Guidelines to the above effect from time to time and reporting activities on ERM and Green Banking every quarter.

1.17 Credit rating of the Bank

Year	Date of Rating	Long term	Short term
January to December 2024	June 17, 2025	A-	ST-2
January to December 2023	June 13, 2024	A+	ST-2
January to December 2022	June 11, 2023	AA-	ST-2
Year 2021 & Jan-Sep 2022	December 26, 2022	AA-	ST-2
Year 2020 & Jan-Sep 2021	December 28, 2021	AA-	ST-2

1.18 Events after the reporting period

As per IAS -10 "Events after the Reporting Period" events after the reporting period are those events, favorable and unfavorable, that occur between the end of the reporting period and the date when the financial statements are authorized for issue. Two types of events can be identified:

- a) those that provide evidence of conditions that existed at the end of the reporting period (adjusting events after the reporting period); and
- b) those that are indicative of conditions that arose after the reporting period (non-adjusting events after the reporting period).

Except the pandemic issue, there was no material event occurred after the reporting period which could affect the values stated in the financial statements.

1.19 Related party disclosures

A party is related to the company if:

- (i) directly or indirectly through one or more intermediaries, the party controls, is controlled by, or is under common control with, the company; has an interest in the company that gives it significant influence over the company; or has joint control over the company;
- (ii) the party is an associate;
- (iii) the party is a joint venture;
- (iv) the party is a member of the key management personnel of the Company or its parent;
- (v) the party is a close member of the family of any individual referred to in (i) or (iv);
- (vi) the party is an entity that is controlled, jointly controlled or significantly influenced by or for which significant voting power in such entity resides with, directly or indirectly, any individual referred to in (iv) or (v); or
- (vii) the party is a post-employment benefit plan for the benefit of employees of the company, or of any entity that is a related party of the company.

a) Significant contracts where the Bank is a party and wherein Directors have interest:

Name of contract	Name of the party	Name of Director and related by	Relationship
Lease agreement with Mohakhali and Saver Branch of ABBPLC	Pacific Industries Ltd.	Mr. Kaiser A. Chowdhury	Nominated Director of Pacific Industries Ltd. In ABBPLC Board



b) **Related party transactions:**

Name of related party	Relationship	Nature of transaction	Amount in BDT
Mr. Kaiser A. Chowdhury	Common Director	Secured Overdraft	2,020,295
Pacific Motors Ltd.	Significant Shareholder's Joint	Term Loan and Bank	2,671,231,077
Pacific Bangladesh Telecom Ltd.	Control	Guarantee	7,255,410,078

c) **Loans/placement given to subsidiary of the Bank**

Sl. no.	Name of Party	Connection with party	Nature of transaction	Amount in BDT
01	AB Investment Limited	99.99% owned Subsidiary	Loans and advances	1,281,614,347
02	AB Securities Limited	99.91% owned Subsidiary	Loans and advances	157,600,926
03	AB International Finance Limited	Fully owned (100%) Subsidiary	Placement through OBU	1,112,475,000
Total loans/placement to subsidiary				2,551,690,273

d) **Key Management personnel compensation**

Transactions with Key Management personnel of the Bank for the period January – December 2025 is given below:

Particulars	Amount in BDT
Short-term employee benefit	120,994,637
Post-employment benefits	-
Other long-term employee benefits	-
Termination benefits	-

Key Management personnel includes Managing Director & CEO, 03 nos. Additional Managing Director, 03 nos. Ex-Deputy Managing Director, 10 nos Senior Executive Vice President, 03 nos of Executive Vice President including Chief Financial Officer, Company Secretary and Head of the Department of Internal Control & Compliance.

Key management personnel get gratuity and superannuation fund benefits are provided as per service rule if eligible.

1.20 **Audit Committee of the Board of Directors**

i) **Particulars of Audit Committee**

The Audit Committee of the Board was constituted by the Board of Directors of the Bank in accordance with the BRPD Circular No. 02 dated 11 February 2024 issued by Bangladesh Bank. Composition of the Audit Committee as on 31.12.2025 is as below:

Sl. no.	Name	Status with Bank	Status with Committee	Duration	Educational/ professional qualification
1	DR. Nasima A Rahman	Independent Director	Chairman	Since March 30, 2026	PhD. (Magadh University, India) LLM, DIU MSS in Political Science, DU LLB, DU Practicing Lawyer
2	Mr. Md. Fazlur Rahman	Vice Chairman	Member	Since March 30, 2026	MBA (Finance and Banking) B.com (Honors), RU
3	Mr. Md. Eskandar Miah	Independent Director	Member	Since December 24, 2025	MSS in Economics, DU

The Company Secretary acts as the Secretary of the Audit Committee of the Board.



ii) Meeting held with Audit Committee

During the period January 2025 to December 2025, the Audit Committee conducted 14 (Fourteen) Meeting in which, among others, focused on the following activities (not an exhaustive test):

- Reviewed Internal Audit Plan for the year 2025;
- Reviewed Draft Financial Statements and after discussing with the External Auditors recommended it to the Board for their considerations;
- Reviewed the Management Letter issued by the External Auditors, Management responses, thereto and corrective measures taken by the Bank to avoid recurrence of the lapses mentioned therein;
- Reviews quarterly and half-yearly Financial Statements 2025 of the Bank;
- Reviewed significant internal Audit findings and advised corrective actions;
- Reviewed Comprehensive Inspection Report of Bangladesh Bank including status of compliance thereof;
- Reviewed branch inspection reports and Head Office functions conducted by the Department of Internal Control & Compliance (DICC);
- Reviewed the level and composition of remuneration is reasonable and sufficient to attract, retain and motivate suitable directors to run the Bank successfully;
- Reviewed the remuneration of Independent Directors, top level executives involves a balance between fixed and incentive pay reflecting short and long term performance;
- Identified and recomanded the persons who are qualified to become directors and who may be appointed in top level executive position in accordance with the criteria laid down, and recommend their appointment and removal to the Board;
- Identified the Bank's needs for employees at different levels and determine their selection, transfer or replacement and promotion criteria; and
- Developing, recommending and reviewing annually the Bank's human resources and training policies.

iii) Steps taken for implementation on effective internal control procedure of the Bank

The Committee placed its report regularly to the Board of Directors of the Bank mentioning its review results and recommendations on internal control system compliance of rule and regulations and establishment of good governance within the organization.

1.21 Shariah Council

Members of AB Bank Shariah Supervisory Committee are as under:

Sl no.	Name	Status with the Committee	Educational/ Professional Qualification
1	Dr. Hafiz Muztaba Riza Ahmed	Chairman	Professor, Department of Islamic Studies, University of Dhaka. B.A (Hons) M.A in Islamic Studies(1st class 1st.) Dhaka University, PhD. From Dhaka University, Certified Shari'ah Advisor & Auditor (AAOIFI) CSAA.
2	Dr. Mohammad Shahidul Islam	Member	Pro-Vice Chancellor, Islamic Arabic University & Professor, Department of Arabic, University of Dhaka Ph.D., M.A. in Islamic Studies, CSAA
3	Dr, Muhammad Tazammul Hoque	Member	Proctor & Associate Professor, Department of Islamic Studies, Jagannath University. B.A (Hons) M.A in Islamic Studies(1st class 1st.) (Gold Medelist) Dhaka University, Ph.D from Dhaka University, Certified Shari'ah Advisor & Auditor (AAOIFI) CSAA .
4	Maulana Muhammad Musa	Member	Prominent author and rechearch Scholar of Quran & Hadith. Kamil, Madrasah Edu. Board, B.Com (Hons) M.Com, Rajshahi University,



During the year 2025, AB Bank Shari'ah Supervisory Committee (SSC) conducted 03 (Three) meetings and reviewed different issues related to Islamic Shari'ah.

The important issues addressed by the Shari'ah Supervisory Committee during the year 2025 are appended below:

- Accounts Finalization for the year 2024
- Review of withdrawal facility against MTDR
- Discussion on Shariah Supervisory Committee Report of 2024
- Reviewing the Quarterly Sharia'h Audit Reports for Year 2025 of Kakrail Islami Banking Branch.
- Approved the PPG of deposit products namely AB Maahir, AB Yasir, AB Yosif, AB Hajj Deposit and AB Islamic DPS.
- Review of Existing Letter of Authorization Format (LCA)
- Review of IBRPD Circular Number 01 dated 28.09.2025 issued by Bangladesh Bank.
- Launched of new two deposit product namely "AB Ilham" & "AB Amani" for AB Bank Islamic Banking .
- Review of Letter of Credit Authorization Format.
- Review of business position of Branch & Islamic Windows.
- Observation on applying IPD (Islamic Profit Distribution) at Branch and Islamic Banking Windows for the year 2025.

1.22 Verification of financial statements through Document Verification System (DVS)

As per BRPD circular letter no. 4 dated 04 January 2021 Banks are required to preserve the updated statutory audit report of the clients in loan file during approval/renewal of the facilities and as per BRPD circular letter no. 35 dated 06 July 2021, the statutory audit report and Financial Statements needs to be verified through the Document Verification System (DVS) developed by the Institute of Chartered Accountants of Bangladesh (ICAB). Financial Reporting Council (FRC) vide its letter no 178/FRC/APR/2021/27(23) dated 7 December 2021 has instructed to disclose the percentage (%) of the loan file covered under the compliance of these BRPD Circular in the financial statements of the Bank. The bank has Signed MOU with ICAB and got the master access on the DVS on July 28, 2022, from then more than 39% of total loans have been checked using the DVS tools.

1.23 Going Concern

The Financial Statements have been prepared on a going concern principle which is the assumption that an entity will remain in business for the foreseeable future. Conversely, the Bank has neither any intention nor any legal or regulatory compulsion to halt operations and liquidate its assets in the near term at what may be very low fire-sale prices. Key financial parameters (including liquidity, profitability, asset quality and credit rating) of the Bank continued to demonstrate a healthy trend for a couple of years. The management is not aware of any material uncertainties that may cause to believe that significant doubt upon the Bank's ability to continue as a going concern.

1.24 Worker's Profit Participation Fund (WPPF)

In consistent with widely accepted industry practice and in line section 11(1) of the Bank Company Act, 1991 (As amended up to date) and subsequent clarification given by Bank & Financial Institutions Division (BFID), Ministry of Finance, no provision has been made by the Bank in the reporting period against Workers' Profit Participation Fund (WPPF)."

1.25 Authorization of Financial Statements

The Financial Statements of the Bank for the Year ended 31 December 2025 has been authorized by the Board of Directors as on 30 April 2026.

2. General

- i. Figures relating to the previous year included in this report have been rearranged, wherever considered necessary, to make them comparable with those of the current year.
- ii. Figures in these notes and in the annexed financial statements have been rounded off to the nearest Taka.
- iii. These notes form an integral part of the annexed financial statements and accordingly are to be read in conjunction therewith.



	31.12.2025	31.12.2024
	Taka	Taka
3. Cash		
Cash in hand (Note 3.1)	1,227,679,202	1,490,224,135
Balance with Bangladesh Bank and its agent bank(s) (Note 3.2)	11,614,582,588	15,526,004,329
	12,842,261,790	17,016,228,465
3(a) Consolidated Cash		
AB Bank PLC.	12,842,261,790	17,016,228,465
AB Investments Limited	50,000	25,000
AB International Finance Limited	585,841	477,575
AB Securities Limited	5,412	1,077
Cashlink Bangladesh Limited (CBL)	1,414	7,036
	12,842,904,457	17,016,739,153
3.1 Cash in hand		
In local currency	1,198,714,254	1,449,740,059
In foreign currency	28,964,948	40,484,077
	1,227,679,202	1,490,224,135
3.1(a) Consolidated Cash in hand		
AB Bank PLC.	1,227,679,202	1,490,224,135
AB Investments Limited	50,000	25,000
AB International Finance Limited	585,841	477,575
AB Securities Limited	5,412	1,077
Cashlink Bangladesh Limited (CBL)	1,414	7,036
	1,228,321,869	1,490,734,824
3.2 Balance with Bangladesh Bank and its agent bank(s)		
Balance with Bangladesh Bank		
In local currency	10,404,376,835	13,073,934,126
In foreign currency	770,498,831	1,995,587,848
	11,174,875,666	15,069,521,974
Sonali Bank PLC. (as an agent bank of Bangladesh Bank) - local currency	439,706,923	456,482,355
	11,614,582,588	15,526,004,329
3.2.1 Balance with Bangladesh Bank- local currency		
Balance as per Bank Ledger	10,404,376,835	13,073,934,126
<u>Unresponded debit entries</u>	202,826,225	48,902,623
Bangladesh Bank statement	138,315,642	45,621,457
AB Bank's ledger	64,510,583	3,281,166
<u>Unresponded credit entries</u>	354,853,777	1,958,212
Bangladesh Bank statement	1,020	1,958,212
AB Bank's ledger	354,852,757	-
	10,556,404,386	13,026,989,715



Bangladesh Bank Account represents outstanding transactions (net) originated but yet to be responded at the Balance Sheet date. However, the status of unresponded entries as of 31 December 2025 is given below:

Year of Unreconciliation	Number of unresponded		Unresponded BDT	
	Debit	Credit	Debit	Credit
Less than 3 months	8	4	202,526,225	354,853,777
3 months to less than 6 months				
6 months to less than 12 months				
12 months and more	1	-	300,000	-
Total	9	4	202,826,225	354,853,777

31.12.2025 Taka	31.12.2024 Taka
--------------------	--------------------

3.2.2 Balance with Bangladesh Bank-foreign currency

Balance as per Bank Ledger	770,498,831	1,995,587,848
<u>Unresponded debit entries</u>	353,870	19,828,078
Bangladesh Bank statement	11,819	-
AB Bank's ledger	342,051	19,828,078
<u>Unresponded credit entries</u>	39,022,947	8,230,585
Bangladesh Bank statement	37,122,082	3,158,611
AB Bank's ledger	1,900,865	5,071,974
Balance as per Bangladesh Bank Statement	809,167,909	1,983,990,355

Bangladesh Bank Account represents outstanding transactions (net) originated but yet to be responded at the Balance sheet date. However the status of unresponded entries as of 31 December 2025 is given below:

Period of unreconciliation	Number of unresponded		Unresponded BDT	
	Debit	Credit	Debit	Credit
Less than 3 months	4	4	353,870	39,022,947
3 months to less than 6 months	-	-	-	-
6 months to less than 12 months	-	-	-	-
12 months and more	-	-	-	-
Total	4	4	353,870	39,022,947

3.2(a) Consolidated Balance with Bangladesh Bank and its agent bank(s)

AB Bank PLC.	11,614,582,588	15,526,004,329
AB Investments Limited	-	-
AB International Finance Limited	-	-
AB Securities Limited	-	-
Cashlink Bangladesh Limited (CBL)	-	-
	11,614,582,588	15,526,004,329

3.3 Statutory deposits

Conventional Banking (inside Bangladesh)

Cash Reserve Requirement and Statutory Liquidity Ratio

Cash reserve requirement and statutory liquidity ratio have been calculated and maintained in accordance with section 33 of the Bank Company Act 1991 (amendment up to 2023), Bangladesh Bank's DOS circular no. 01 dated 19 January 2014 and MPD Circular No.-01 dated 04 March 2025.



The statutory cash reserve requirement is on the Bank's time and demand liabilities at the rate 4.00% and has been calculated and maintained with Bangladesh Bank in current account while statutory liquidity ratio of 13.00% is required, on the same liabilities is also maintained in the form of Government Securities and other regulatory components which supported to SLR. Both the reserves are maintained by the Bank in excess of the statutory requirements, as shown below:

(a) Cash Reserve Requirement (CRR)

As per Bangladesh Bank MPD Circular No.-01 dated 04 March 2025, Bank has to maintain CRR @4.00% on fortnightly cumulative average basis and minimum CRR @ 3.00% on daily basis.

	31.12.2025 Taka	31.12.2024 Taka
i. Daily position as on the reporting date		
Required reserve	9,948,573,517	10,899,562,389
Actual reserve maintained	10,267,075,540	12,773,681,046
Surplus	318,502,022	1,874,118,657

As per Bank ledger, balance with Bangladesh Bank (local currency) is BDT 12,833,583,669 while as per Bangladesh Bank Statements balance is BDT 12,773,681,046. Difference between the balance as per Bank Ledger and as per the Bangladesh Bank Statement is properly reconciled and adjusted accordingly.

ii. Fortnightly cumulative position

As per Bangladesh Bank MPD Circular No.-01 dated 04 March 2025, Bank has to maintain CRR @ 4.00% on fortnightly cumulative average basis.

Required reserve (4.00% of total time & demand liabilities)	13,264,764,690	12,456,642,730
Actual reserve maintained	10,267,075,540	3,284,696,696
(Deficit)/Surplus	(2,997,689,150)	(9,171,946,034)

(b) Statutory Liquidity Ratio (SLR)

Required reserve (13% of total time & demand liabilities)	43,113,390,091	40,486,821,186
Actual reserve maintained	2,503,907,268	4,243,490,005
Total (Deficit)/ surplus	(40,609,482,823)	(36,243,331,181)

As per Bangladesh Bank MPD Circular No.-01 dated 04 March 2025 and DOS circular no. 01 dated 19 January 2014, all scheduled Banks have to maintain CRR and SLR @ 4.00% and @ 13.00% respectively of their total time and demand liabilities on bi-weekly average basis, where the Bank maintained @ 1.05% and @ 0.89% respectively at the year end.

(c) Components of Statutory Liquidity Ratio (SLR)

Cash in hand	1,219,851,222	1,482,302,271
Balance with Sonali Bank	439,706,923	456,482,355
HTM Securities	-	-
HFT Securities	34,983,456	7,073,757
Other Eligible Securities	-	-
From Foreign Currency Clearing Account	809,365,668	1,980,593,306
Excess Reserve of CRR	-	317,038,316
	2,503,907,268	4,243,490,005

Islamic Banking

Cash Reserve Requirement and Statutory Liquidity Ratio

Cash Reserve Requirement (CRR) and Statutory Liquidity Ratio (SLR) have been calculated and maintained in accordance with section 33 of the Banking Companies Act, 1991 (amendment up to 2018) and subsequent Bangladesh Bank's DOS circular no. 01 dated 19 January 2020 and MPD Circular No. 01 dated 04 March 2025.



The Statutory Cash Reserve is required on the Bank's Time and Demand Liabilities at the rate of 4.00 % which has been calculated and maintained with Bangladesh Bank in Al-Wadeeah Current Account while Statutory Liquidity Ratio of 5.50% is required including excess amount of CRR on the same liabilities. The required amount maintained in the form of Bangladesh Government Islami Investment Bond (BGIIB), Bangladesh Government Investment Sukuk (BGIS) Cash Balance in the Vault and Foreign Currency (FC) Balance with Bangladesh Bank. Both the reserves (CRR & SLR) are maintained in excess, as shown below:

	31.12.2025 Taka	31.12.2024 Taka
(a) Cash Reserve Requirement (CRR)		
Required reserve	265,606,000	236,245,000
Actual reserve maintained	278,328,000	242,308,000
Surplus	12,722,000	6,063,000
(b) Statutory Liquidity Ratio (SLR)		
Total required reserve	365,209,000	324,836,000
Total actual reserve held	381,571,000	325,000,000
Total surplus	16,362,000	164,000

Mumbai branch

Cash reserve ratio and statutory liquidity ratio

Cash reserve ratio and statutory liquidity ratio have been calculated and maintained in accordance with Section 24 of the Banking Companies Act 1949, Section 42 (2) of the RBI Act 1934 and RBI circular nos. DBOD. No.Ret. BC.24/12.01.001/2015-16.

The statutory cash reserve ratio is required on the Bank's time and demand liabilities at the rate of 4.00 % for 31.12.2025 & 4.0 % for 31.12.2024 and has been calculated and maintained with RBI in current account while statutory liquidity ratio of 18.00% for 31.12.2025 & 18.00% for 31.12.2024 is required, on the same liabilities is also maintained in the form of treasury bills, and bonds including foreign currency balance with RBI. Both the reserves are maintained by the Bank in excess of the statutory requirements, as shown below:

(a) Cash Reserve Ratio (CRR)		
Required reserve	8,655,593	7,224,906
Actual reserve maintained	71,342,869	124,234,807
Surplus	62,687,276	117,009,901
(b) Statutory Liquidity Ratio (SLR)		
Required reserve	551,657,841	281,283,433
Actual reserve maintained	2,245,632,199	2,145,806,984
Surplus	1,693,974,358	1,864,523,551
Total required reserve	560,313,434	288,508,339
Total actual reserve held	2,316,975,068	2,270,041,791
Surplus	1,756,661,634	1,981,533,452

4. Balance with other banks and financial institutions

In Bangladesh	(Note: 4.1)	316,069,592	419,885,469
Outside Bangladesh	(Note: 4.2)	6,759,604,599	3,328,977,740
		7,075,674,191	3,748,863,209



		31.12.2025 Taka	31.12.2024 Taka
4(a) Consolidated balance with other banks and financial institutions			
In Bangladesh	(Note: 4.1.a)	713,447,269	557,576,183
Outside Bangladesh (Nostro Accounts)	(Note: 4.2.a)	6,856,122,577	3,365,390,008
		7,569,569,846	3,922,966,191

4.1 In Bangladesh

Current Deposits

The Premier Bank PLC., Motijheel Branch	68,559,098	125,755,825
Agrani Bank PLC., Local Office, Dhaka	24,885	24,885
Eastern Bank PLC., Gulshan North Br	18,299,766	-
Agrani Bank PLC., Bhairab Bazar Branch	534	534
Janata Bank PLC., M K Road, Jashore Branch	120	465
Agrani Bank PLC., Choto Bazar, Mymensingh Branch	12,067	32,872
Agrani Bank PLC., Ishwargonj Bazar, Mymensingh Branch	307,300	1,851,023
Trust Bank PLC., Cantonment, Mymensingh Branch	32,471	43,161
Agrani Bank PLC., Narsingdi, Madhabdi	1,627,881	510,899
Agrani Bank PLC., Kotalipara, Gopalganj	2,039,010	1,625,620
Agrani Bank PLC., Bhanga Bazar, Bhanga	6,967	5,887
Agrani Bank PLC., Shibchar, Madaripur	2,173,203	445,290
Agrani Bank PLC., Tungipara, Gopalganj	843,677	27,655
Agrani Bank PLC., Rangunia, Patherhat	3,312,315	7,558,235
Agrani Bank PLC., Maizdee Court Sadar, Noakhali	1,960,368	713
Agrani Bank PLC., Ramgonj, Laxmipur	85	430
Agrani Bank PLC., Thana Road, Laxmipur	2,120,470	815
Agrani Bank PLC., Raipur Moddho Bazar, Laxmipur	1,239,642	1,390,620
Rupali Bank PLC., Birampur, Dinajpur	2,694,550	1,898,585
Janata Bank PLC., Thakurgaon, Dinajpur	2,397,067	797,987
Rupali Bank PLC., Kolaroa, Satkhira	301,941	55,861
Agrani Bank PLC., Madhupur, Tangail	1,045,000	-
Agrani Bank PLC., Sakhipur, Tangail	154,368	4,739,425
Janata Bank PLC., Kalihati, Tangail	2,689,683	560,803
Rupali Bank PLC., Pathrail, Tangail	4,424,613	609,741
Janata Bank PLC., Bogura Corporate Branch	11,008,816	18,720,656
Rupali Bank PLC., Thana Road, Bogura	3,190	3,880
Agrani Bank PLC., Thana Road, Bogura	17,782	18,012
Rajshahi Krishi Unnayan Bank, Bogura Branch	2,579	3,441
Pubali Bank PLC., Mohimaganj, Bagura	1,845,094	1,599,244
Agrani Bank PLC., Shaheb Bazar, Rajshahi	4,310	5,000
Janata Bank PLC., Rajshahi Corporate Branch	4,080	5,000
Rupali Bank PLC., Shaheb Bazar, Boalia, Rajshahi	10,574	11,264
Janata Bank PLC., Rangpur Branch	257,378	45,781,328
Janata Bank PLC., Sathibari, Rangpur	4,784,803	8,585,263
Rupali Bank PLC., G L Roy Road, Rangpur	34,064	613,765
Rajshahi Krishi Unnayan Bank, Rangpur	343	343
Agrani Bank PLC., Pirgacha, Rangpur	1,757,803	-
Janata Bank PLC., Chapai Nawabganj Corporate Branch	3,343,675	1,504,695
Janata Bank PLC., Galimpur, Joypara	627,932	635,324
Janata Bank PLC., Ruppur, Pabna	3,706,690	3,322,610
Janata Bank PLC., Kashinathpur, Pabna	5,522,010	1,922,527
Rupali Bank PLC., Atghoria, Pabna	645,677	349,482
Agrani Bank PLC., Borhanuddin, Bhola	201,613	358
Agrani Bank PLC., Natun Bazar, Patuakhali	907,402	1,689,448
Janata Bank PLC., Bhola Sadar, Bhola	1,930,807	31,367
Janata Bank PLC., Jhalokathi, Barisal	698,516	575,960
Rupali Bank PLC., Lalmohan, Bhola	604,367	5,447
Trust Bank PLC., ECB Chattar, Mirpur, Dhaka	900,638	902,000
Rupali Bank PLC., Court Bazar, Cox's Bazar	5,158,735	7,770,000
Janata Bank PLC., Mongla, Khulna	500,780	546,440
	160,746,732	242,540,179

	31.12.2025 Taka	31.12.2024 Taka
Special Notice Deposits		
Agrani Bank PLC., Rangpur Branch	9,784,825	4,325,698
Agrani Bank PLC., VIP Road Branch, Sylhet	5,426	5,255
Agrani Bank PLC., Bogura Branch	7,530	7,530
Agrani Bank PLC., Pabna Branch	1,000	1,000
Janata Bank PLC., Pabna Branch	1,000	1,000
Agrani Bank PLC., Jhikargachha Branch	2,581,232	25,173,807
Agrani Bank PLC., Sirajgonj Branch	1,338	2,488
Agrani Bank PLC., Khulna Branch.	9,425	8,965
Agrani Bank PLC., Naogaon Branch	2,064,803	64,803
Agrani Bank PLC., Jashore Branch	22,909	11,606
Agrani Bank PLC., Moulvi Bazar Branch	51,903	53,168
Agrani Bank PLC., Satkhira Branch	3,120	4,361
Agrani Bank PLC., Principal Branch, Dhaka	7,097,514	18,897,320
Agrani Bank PLC., Barisal Branch	3,204,584	55,159
Agrani Bank PLC., Charfession, Bhola	341,737	530,462
Bangladesh Krishi Bank, Barisal Branch	12,187	12,187
Janata Bank PLC., Barisal Branch	1,090,561	22,784
Agrani Bank PLC., Doulatkhan, Bhola	1,120,564	212,817
Islami Bank Bangladesh PLC., Corporate Br.	651,924	637,256
Bank Asia PLC., Islami Banking Window Branch	38,982	39,152
First Security Islami Bank PLC., Dilkusha Br.	518,551	508,440
Al-Arafah Islami Bank PLC., Dilkusha Branch	57,758	67,324
Shahjalal Islami Bank PLC., Dhaka Main Branch	12,396	12,526
The City Bank PLC., Islamic Banking Br, Paltan, Dhaka	1	1,338
Bank Alfalah PLC., Main Branch, Dhaka	11,732	12,842
Southeast Bank PLC., Islami Banking Br, Motijheel	50,597	51,390
Agrani Bank PLC., Islami Banking Win, Amin Court Corp. Br.	303,531	297,676
Jamuna Bank PLC., Islami Banking Br, Nayabazar	2,728	3,852
Union Bank PLC., Dilkusha Branch	218,641	214,165
Premier Bank PLC., Islami Banking Br, Mohakhali	21,475	22,176
Pubali Bank PLC., Islamic Branch, 26 Dilkusha, Dhaka	31,898	32,035
EXIM Bank PLC., Motijheel Branch	973,320	1,017,101
	30,295,190	52,307,683
Savings Deposits		
Social Islami Bank Ltd. Principal Branch	17,670	27,607
ICB Islamic Bank Ltd., Principal Br, Motijheel	-	-
	17,670	27,607
Fixed Deposits		
Phoenix Finance and Investment Ltd.	-	-
Union Capital Ltd.	125,010,000	125,010,000
	125,010,000	125,010,000
	316,069,592	419,885,469
4.1.a Consolidated In Bangladesh		
AB Bank PLC.	316,069,592	419,885,469
AB Investment Limited	55,025,954	72,045,693
AB International Finance Limited	-	-
AB Securities Limited	413,461,488	347,009,540
Cashlink Bangladesh Limited (CBL)	56,192,428	52,137,542
	840,749,461	891,078,244
Less: Inter company transaction	127,302,192	333,502,061
	713,447,269	557,576,183

	31.12.2025 Taka	31.12.2024 Taka
4.2 Outside Bangladesh		
Current Deposits		
Commerz Bank CAD	1,298,495	790,895
Commerz Bank UKP	14,823,473	7,827,169
Commerz Bank CHF	3,246,457	2,276,943
Mashreq Bank Psc	30,028	922,418
Zhei Chou Commercial Bank Co. Ltd.	1,125,416	2,561,039
Commerz Bank AG	89,353,491	12,994,340
Commerz Bank JPY	36,927,240	15,551,999
JP Morgan Chase Bank	614,245,274	766,717,364
Myanmar Economic Bank	50,123	48,995
Citibank NA	1,259,335,319	75,022,668
Hatton National Bank Limited	993,818	971,462
Commerz Bank AG	367,521,323	2,348,670
MCB Bank Ltd	5,565,643	5,440,444
Nabil Bank Limited	57,182	121,621
Mashreq Bank Psc	275,273,738	671,557,006
Habib America Bank	706,321,550	58,822,552
Habib Metro Bank	799,376	6,756,965
MFT, Yangon	122,250	119,500
Sonali Bank (Kolkata)	540,136	527,986
Zhei Chou Commercial Bank Co. Ltd.	724,916	11,282,196
JPMC NY (OBU)	50,795,907	43,922,474
Commerz Bank AG (OBU)	2,024,126	1,752,699
Habib American Bank Limited	648,211,187	604,069,560
JP CHASE ACU	2,337,205,696	860,255,507
Reserve Bank of India	71,342,869	124,234,807
HDFC Bank CSGL	10,464,894	4,691,570
HDFC Bank Limited	64,624,326	46,445,962
Kotak Mahindra Bank	196,580,347	942,928
	6,759,604,599	3,328,977,740
(Details are given in Annexure - A)		
4.2.a Consolidated Outside Bangladesh (Nostro Accounts)		
AB Bank PLC.	6,759,604,599	3,328,977,740
AB Investment Limited	-	-
AB International Finance Limited	107,385,485	83,958,496
AB Securities Limited	-	-
Cashlink Bangladesh Limited (CBL)	-	-
	6,866,990,084	3,412,936,236
<u>Less: Inter company transactions</u>	10,867,507	47,546,228
	6,856,122,577	3,365,390,008
4.3 Account-wise/grouping of balance with other banks and financial institutions		
Current deposits	6,920,351,331	3,571,730,735
Savings deposits	17,670	27,607
Short-Notice Deposits	30,295,190	52,094,866
Fixed deposits	125,010,000	125,010,000
	7,075,674,191	3,748,863,207
4.4 Maturity grouping of balance with other banks		
Repayable – on demand	74,951,475	127,179,688
– up to 3 months	7,000,722,716	3,621,683,521
– over 3 months but below 1 year	-	-
– over 1 year but below 5 years	-	-
– over 5 years	-	-
	7,075,674,191	3,748,863,209



	31.12.2025 Taka	31.12.2024 Taka
5. Money at call and on short notice		
In Bangladesh	(Note 5.1) -	-
Outside Bangladesh	(Note 5.2) 1,697,370,045	1,832,125,929
	1,697,370,045	1,832,125,929
5.1 In Bangladesh		
<u>With banking companies</u>		
Local Currency:		
Foreign Currency:	-	-
5.2 Outside Bangladesh		
AB International Finance Limited	1,112,475,000	1,090,437,500
SVC Bank	-	69,970,606
Qata National Bank	203,985,717	209,911,819
Kotak Mahindra Bank	353,711,233	433,817,760
HDFC Bank Limited	27,198,096	27,988,243
	1,697,370,045	1,832,125,929
5(a) Consolidated money at call and on short notice		
AB Bank PLC.	1,697,370,045	1,832,125,929
AB Investment Limited	-	-
AB International Finance Limited	-	-
AB Securities Limited	-	-
Cashlink Bangladesh Limited (CBL)	-	-
	1,697,370,045	1,832,125,929
<u>Less:</u> Inter-group transaction	(1,112,475,000)	(1,090,437,500)
	584,895,046	741,688,430
6. Investments	20,096,342,410	23,079,192,178
Nature wise (Bangladesh operation)		
Held for Trading	34,983,456	7,073,757
Held to Maturity	-	-
Other Eligible Securities	-	-
Others	18,154,432,299	21,098,439,201
	18,189,415,754	21,105,512,958
Nature wise (Mumbai branch)		
Held for Trading/Available for Sale	1,703,195,920	1,695,740,787
Held to Maturity	203,730,735	277,938,433
Others	-	-
	1,906,926,655	1,973,679,220
Claim wise		
Government securities	(Note 6.1) 4,730,364,425	6,895,548,281
Other investments	(Note 6.2) 15,365,977,984	16,183,643,897
	20,096,342,410	23,079,192,178
6 (a) Consolidated investments		
AB Bank PLC.	20,096,342,410	23,079,192,178
AB International Finance Limited	-	-
AB Investment Limited	390,280,473	351,442,066
AB Securities Limited	255,895,723	196,971,046
Cashlink Bangladesh Limited (CBL)	-	-
	20,742,518,606	23,627,605,291



	31.12.2025 Taka	31.12.2024 Taka
6.1 Government securities		
T.Bill	-	-
Treasury bonds	34,983,456	7,073,757
Bangladesh Government Investment Sukuk	-	-
Bangladesh Bank Islami Investment bonds	720,680,000	787,630,000
Prize bonds	2,566,000	2,689,300
Collateralized Repo: Liquidity Support adjustment account	-	-
Deferred MTM Loss	3,972,134,970	6,098,155,224
	4,730,364,425	6,895,548,281
6.1.1 Maturity wise Treasury Bonds		
(a) 30 Days Bangladesh Bank Bill	-	-
(b) Treasury Bill		
(i) 91 Days Treasury Bill	-	-
(ii) 182 Days Treasury Bill	-	-
(iii) 364 Days Treasury Bill	-	-
Total Treasury Bill	-	-
Treasury Bond		
(i) 02 Years Treasury Bond	-	1,380,772
(ii) 05 Years Treasury Bond	1,152,088	94,416
(iii) 10 Years Treasury Bond	28,646,430	-
(iv) 15 Years Treasury Bond	-	-
(v) 20 Years Treasury Bond	5,184,938	5,598,569
(vi) Deferred MTM Loss	3,972,134,970	6,098,155,224
Total Treasury Bond	4,007,118,426	6,105,228,981
6.1(a) Consolidated Government securities		
AB Bank PLC.	4,730,364,425	6,895,548,281
AB Investment Limited	-	-
AB International Finance Limited	-	-
AB Securities Limited	-	-
Cashlink Bangladesh Limited (CBL)	-	-
	4,730,364,425	6,895,548,281
6.2 Other investments		
Shares (Note 6.2.1)	5,637,787,689	5,641,817,397
Bond (Note 6.2.2)	5,460,000,000	6,260,000,000
Pinnacle Global Fund Pte Limited (Note 6.2.3)	2,361,263,640	2,308,147,280
	13,459,051,329	14,209,964,677
Investments -ABBPLC., Mumbai branch		
Treasury bills	1,906,926,655	1,973,679,220
	1,906,926,655	1,973,679,220
	15,365,977,984	16,183,643,897
6.2 (a) Consolidated other investments		
AB Bank PLC.	15,365,977,984	16,183,643,897
AB Investment Limited	390,280,473	351,442,066
AB International Finance Limited	-	-
AB Securities Limited	255,895,723	196,971,046
Cashlink Bangladesh Limited (CBL)	-	-
	16,012,154,180	16,732,057,009
6.2.1 Investments in shares		
Quoted (Publicly traded)	4,788,935,644	4,792,965,352
Unquoted	848,852,045	848,852,045
	5,637,787,689	5,641,817,397
Details are given in Annexure-B		



	31.12.2025 Taka	31.12.2024 Taka
6.2.2 Investment in Bonds		
Investment in subordinated bonds	-	800,000,000
Investment in perpetual bonds	2,700,000,000	2,700,000,000
Investment in Zero Coupon Bonds	2,760,000,000	2,760,000,000
	5,460,000,000	6,260,000,000
6.2.2.1 Investment in subordinated bonds		
United Commercial Bank PLC.	-	550,000,000
National Bank PLC.	-	250,000,000
	-	800,000,000
6.2.2.2 Investment in Perpetual bonds		
ONE Bank PLC.	1,700,000,000	1,700,000,000
Pubali Bank PLC.	1,000,000,000	1,000,000,000
	2,700,000,000	2,700,000,000
6.2.2.3 Investment in Zero Coupon Bonds		
Beximco Limited.	2,760,000,000	2,760,000,000
6.2.3 Pinnacle Global Fund Pte Limited	2,361,263,640	2,308,147,280

Investment in Pinnacle Global Fund Pte Limited has been increased due to Foreign Currency Rate fluctuation.

6.3 Maturity grouping of Investment

Repayable - on demand	-	-
- upto 3 months	4,899,701,644	4,971,624,444
- over 3 months but below 1 year	454,385,717	1,221,138,312
- over 1 year but below 5 years	6,307,258,250	6,800,887,317
- over 5 years	8,434,996,798	10,085,542,105
	20,096,342,410	23,079,192,178

6.4 Disclosure of uniform accounting procedures for REPO transactions under DOS circular no 06 dated July 15, 2010 is given below:

a.(i) Disclosure regarding outstanding Repo as on 31 December 2025:

Counter party name	Agreement date	Reversal date	Amount (1st leg cash consideration)
Bangladesh Bank	10/Aug/25	8/Feb/26	1,721,667,000
Bangladesh Bank	20/Nov/25	19/May/26	232,184,000
Bangladesh Bank	26/Oct/25	26/Apr/26	921,005,000
Bangladesh Bank	23/Dec/25	6/Jan/26	26,331,898,716

(ii) Disclosure regarding outstanding Reverse Repo as on 31 December 2025:

Counter party name	Agreement date	Reversal date	1st leg cash consideration
NIL			



b. Disclosure regarding overall transaction of Repo and Reverse repo:

Particulars	Minimum outstanding during the	Maximum outstanding during the year/period	Daily average outstanding during the year/period
Securities sold under repo:			
i) with Bangladesh Bank	0.00	33,946,090,000	31,355,820,685
ii) with other banks & FIS	0.00		
Securities purchased under reverse repo:			
i) from Bangladesh Bank	0.00		
ii) from other banks & FIS	0.00		

	31.12.2025 Taka	31.12.2024 Taka
7. Loans, advances and lease/investments	359,522,576,249	331,852,111,651
7.1 Maturity grouping		
Repayable – on demand	884,815,677	3,156,239,721
– upto 3 months	27,365,896,402	128,679,854,944
– over 3 months but below 1 year	24,069,856,589	155,415,918,003
– over 1 year but below 5 years	285,461,549,557	25,321,652,854
– over 5 years	21,740,458,024	19,278,446,129
	359,522,576,249	331,852,111,651
7.2 Broad category-wise breakup excluding bills purchased and discounted In Bangladesh		
Loans	342,458,259,434	313,033,333,628
Overdrafts	16,267,928,023	17,841,057,804
Cash credits	-	-
	358,726,187,457	330,874,391,432
Outside Bangladesh: ABBPLC., Mumbai branch		
Loans	30,840	394,637
Overdrafts	435,875	477,861
Cash credits	60,417,641	78,134,391
	60,884,356	79,006,890
	358,787,071,813	330,953,398,322



	31.12.2025	31.12.2024
	Taka	Taka
7.3 Product wise loans and advances		
Overdraft	16,268,363,898	16,814,225,099
Cash Credit	60,417,641	78,134,391
Time loan	34,667,937,652	35,919,694,664
Term loan	282,499,254,182	253,156,171,053
Forced loan	15,212,082,449	15,133,961,422
Bills under LC	3,563,099	1,846,261
Trust Receipt	3,399,112,151	3,862,252,970
Loan Against Imported Merchandize (LIM)	127,280,208	110,464,414
Loan against accepted bills	2,995,975	10,786,890
Loan-EDF	1,545,378,941	1,043,585,241
Consumer Loan	3,806,660,710	3,693,153,699
Staff loan	1,194,024,905	1,126,837,052
Bills purchased & discounted	735,504,436	900,998,496
	<u>359,522,576,249</u>	<u>331,852,111,651</u>
7.4 Net loans, advances and lease/investments		
Gross loans and advances	359,522,576,249	331,852,111,651
<u>Less:</u>		
Interest suspense	43,980,255,448	26,556,806,032
Provision for loans and advances	22,975,424,603	25,316,192,622
	<u>66,955,680,051</u>	<u>51,872,998,654</u>
	<u>292,566,896,198</u>	<u>279,979,112,998</u>
7.5 Significant concentration		
Advances to industries	252,422,513,430	232,995,629,163
Advances to customer groups	105,571,699,312	97,445,758,383
Advances to allied concerns of Directors	1,528,363,507	1,410,724,105
Advances to Chief Executive	-	-
	<u>359,522,576,249</u>	<u>331,852,111,651</u>
7.6 Advances to customers for more than 10% of Bank's total capital		
Total capital of the Bank	<u>(19,239,129,906)</u>	<u>16,513,857,249</u>
Number of clients	167	46
Amount of outstanding advances	319,337,139,560	247,523,173,640
Amount of classified advances	169,304,157,786	174,863,131,068
Measures taken for recovery*		
*Rescheduling/amicable settlement/legal action is under process for recovery/reduction of classified loans. In addition regulatory capital of the Bank have to be increased.		
7.7 Industry-wise loans, advances and lease/investments		
Agriculture	6,787,656,081	5,882,126,835
Large and medium scale industry	193,964,340,337	191,704,000,000
Working capital	34,989,654,649	32,296,472,019
Export	2,260,228,418	2,380,952,876
Commercial lending	33,671,100,233	31,079,407,826
Small and cottage industry	10,729,929,193	10,729,929,193
Others	77,119,667,338	57,779,222,902
	<u>359,522,576,249</u>	<u>331,852,111,651</u>



	31.12.2025 Taka	31.12.2024 Taka
7.8 Geographical location-wise (division) distribution		
In Bangladesh		
<u>Urban branches</u>		
Dhaka	255,732,479,016	246,963,202,533
Chattagram	53,861,462,755	46,778,806,334
Khulna	14,254,362,117	12,879,091,861
Sylhet	816,011,880	773,782,637
Barishal	397,362,299	398,231,395
Rajshahi	5,488,401,042	4,945,936,879
Rangpur	11,381,069,680	10,372,224,395
Mymensingh	4,480,957,363	4,579,128,491
	346,412,106,152	327,690,404,525
<u>Rural branches</u>		
Dhaka	11,256,557,757	1,762,882,633
Chattagram	361,330,540	565,068,116
Khulna	638,338,649	720,806,160
Sylhet	45,214,998	140,287,879
Barishal	16,320	-
Rajshahi	422,547	998,831
Rangpur	-	-
Mymensingh	31,478,521	15,997,447
	12,333,359,332	3,206,041,066
Outside Bangladesh		
ABBPLC., Mumbai branch	777,110,765	955,666,060
	359,522,576,249	331,852,111,651
7.9 Classification of loans, advances and lease/investments		
In Bangladesh		
<u>Unclassified</u>		
Standard	129,468,648,951	95,483,360,987
Special Mention Account	26,043,139,235	12,621,660,468
	155,511,788,187	108,105,021,455
<u>Classified</u>		
Sub-Standard	1,793,197,040	18,626,771,685
Doubtful	7,606,555,020	9,879,789,440
Bad/Loss	193,833,925,237	194,284,863,012
	203,233,677,297	222,791,424,136
	358,745,465,484	330,896,445,592
Outside Bangladesh-Mumbai Branch		
Unclassified Loan	777,110,765	955,666,060
Classified Loan	-	-
	777,110,765	955,666,060
	359,522,576,249	331,852,111,651
7.10 Particulars of loans, advances and lease/investments		
(i) Loans considered good in respect of which the Bank is fully secured	342,129,747,685	315,798,023,473
(ii) Loans considered good against which the Bank holds no security other than the debtors' personal guarantee	-	-
(iii) Loans considered good and secured by the personal undertaking of one or more parties in addition to the personal guarantee of the debtors	17,392,828,564	16,054,088,178
(iv) Loans adversely classified but provision not maintained there against	-	-
	359,522,576,249	331,852,111,651



	31.12.2025 Taka	31.12.2024 Taka
(v) Loans due by directors or officers of the Bank or any of them either separately or jointly with any other persons	1,170,268,244	1,112,272,241
(vi) Loans due from companies or firms in which the directors of the Bank are interested as directors, partners or managing agents or, in case of private companies, as members	-	-
Maximum total amount of advances, including temporary advances made at any time during the year to		
(vii) directors or managers or officers of the Bank or any of them either separately or jointly with any other persons [note 7.10 (a)]	1,224,090,223	1,143,594,637
Maximum total amount of advances, including temporary advances granted during the year to the		
(viii) companies or firms in which the directors of the Bank are interested as directors, partners or managing agents or, in the case of private companies, as members	-	-
(ix) Due from other banking companies	-	-
(x) Amount of classified loans on which interest has not been charged:	-	-
(a) Increase/(decrease) of provision (specific)	2,526,596,685	(6,015,899,898)
(b) Amount of loan written off	2,376,386,900	1,061,229,655
(c) Amount realised against loan previously written off	468,334,939	221,469,407
(d) Provision kept against loans classified as bad /loss on the date of preparing the balance sheet	11,656,289,049	11,470,341,861
(e) Interest creditable to interest suspense account	18,761,015,710	19,137,123,040
(xi) Written off loan:		
Opening written off loan	23,195,734,846	22,134,505,191
Add: Written off during the year	2,376,386,900	1,061,229,655
Cumulative Written off loans	25,572,121,746	23,195,734,846
Less: Adjustments/ recoveries/ Settlement up to the period	5,344,000,083	4,824,670,937
Closing Balance of Written off loan	20,228,121,663	18,371,063,909
The amount of written off loans for which lawsuits have been filed for its recovery	18,823,063,231	18,017,802,968

7.10 (a) The amount represents loans Tk. 1,224,059,382 due by the employees of the Bank.

7.11 Securities wise loans, advances and lease/investments

Nature of security

Collateral of movable/immovable assets	289,784,478,895	267,479,528,108
Cash collateral	23,072,335,222	21,296,438,516
Banks and financial institutions guarantee	-	-
Personal guarantee	17,392,828,564	16,056,373,344
Corporate guarantee	6,741,308,130	6,222,424,073
Other securities	22,531,625,438	20,797,347,610
	359,522,576,249	331,852,111,651

7.12 Large Loan Restructuring

At present there are no restructured loan in the bank.



	31.12.2025 Taka	31.12.2024 Taka
7(a) Consolidated loans, advances and lease/investments excl. Bills purchased		
AB Bank PLC.	358,787,071,813	330,953,398,322
AB Investment Limited	7,304,081,039	6,688,742,956
AB International Finance Limited	-	-
AB Securities Limited	819,278,557	804,718,273
Cashlink Bangladesh Limited (CBL)	-	-
	366,910,431,409	338,446,859,551
<u>Less: Inter company transaction</u>	<u>1,439,215,273</u>	<u>1,439,215,273</u>
	<u>365,471,216,136</u>	<u>337,007,644,278</u>
8 Bills purchased and discounted		
In Bangladesh	19,278,026	22,054,160
Outside Bangladesh - ABBPLC., Mumbai Branch	716,226,409	876,659,170
	<u>735,504,436</u>	<u>898,713,330</u>
8 (a) Consolidated Bills purchased and discounted		
AB Bank PLC.	735,504,436	898,713,330
AB Investment Limited	-	-
AB International Finance Limited	1,677,221,766	1,463,221,187
AB Securities Limited	-	-
Cashlink Bangladesh Limited (CBL)	-	-
	<u>2,412,726,202</u>	<u>2,361,934,516</u>
8.1 Maturity grouping of Bills Purchased and discounted		
Repayable – within 1 month	116,781,510	60,498,481
– over 1 month but within 3 months	272,028,291	380,931,346
– over 3 months but within 6 months	346,694,634	457,283,503
– over 6 months	-	-
	<u>735,504,435</u>	<u>898,713,330</u>
9. Fixed assets including premises, furniture and fixtures		
Cost:		
Land and Building	2,271,171,345	2,271,171,345
Furniture and fixtures	339,400,078	341,642,405
Office appliances	65,363,799	64,506,271
Electrical appliances	2,263,646,701	2,131,508,528
Motor vehicles	234,045,895	261,392,103
Intangible Assets	1,317,757,234	1,050,755,871
Right of Use Assets	1,329,421,828	1,329,421,828
	7,820,806,881	7,450,398,350
<u>Less: Accumulated depreciation and amortization</u>	<u>4,888,582,740</u>	<u>4,804,269,083</u>
	<u>2,932,224,140</u>	<u>2,646,129,268</u>



	31.12.2025 Taka	31.12.2024 Taka
9(a) Consolidated Fixed assets including premises, furniture and fixtures		
Cost:		
AB Bank PLC.	7,820,806,881	7,450,398,350
AB Investments Limited	690,621,776	690,621,777
AB International Finance Limited	8,398,044	7,766,846
AB Securities Limited	84,489,579	80,761,987
Cashlink Bangladesh Limited (CBL)	-	-
	<u>8,604,316,279</u>	<u>8,229,548,960</u>
Accumulated depreciation:		
AB Bank PLC.	4,888,582,740	4,804,269,083
AB Investments Limited	245,292,319	227,917,046
AB International Finance Limited	7,529,252	7,083,800
AB Securities Limited	73,216,143	64,057,234
Cashlink Bangladesh Limited (CBL)	-	-
	<u>5,214,620,454</u>	<u>5,103,327,162</u>
	<u>3,389,695,825</u>	<u>3,126,221,798</u>
10 Other Assets:		
Income generating-Equity Investment		
In Bangladesh:		
AB Investment Limited (99.99% owned subsidiary company of ABBPLC.)	5,811,431,750	5,811,431,750
AB Securities Limited (99.91% owned subsidiary company of ABBPLC.)	199,898,000	199,898,000
Cashlink Bangladesh Limited (CBL) (90% owned subsidiary company of ABBPLC.)	212,581,228	212,581,228
	<u>6,223,910,978</u>	<u>6,223,910,978</u>
Outside Bangladesh:		
AB International Finance Ltd., Hong Kong (wholly owned subsidiary company of ABBPLC.)	5,203,944	5,203,944
	<u>5,203,944</u>	<u>5,203,944</u>
	<u>6,229,114,922</u>	<u>6,229,114,922</u>
Non-income generating		
Arab Bangladesh Bank Foundation (99.60% owned subsidiary company of ABBPLC.)	19,920,000	19,920,000
Net deferred tax assets (Note 10.1)	1,252,291,791	2,115,540,757
Advance Income Tax (Net of Current Tax Provision)	1,554,008,557	375,593,116
Accounts receivable	1,296,317,659	1,857,627,928
Preliminary, formation, organisational, renovation, development, prepaid expenses and others	801,571,635	904,927,199
Exchange for clearing	8,982,111	72,353,668
Interest accrued on investment but not collected, commission and brokerage receivable on shares and debentures, and other income receivables	251,578,514	125,183,162
Security deposits	74,432,262	77,877,782
Advance rent and advertisement (Note 10.2)	154,890,017	152,359,080
Stationery, stamps, printing materials, etc.	32,649,153	43,801,620
Inter-branch adjustment	-	-
	<u>5,446,641,700</u>	<u>5,745,184,312</u>
	<u>11,675,756,622</u>	<u>11,974,299,234</u>



	31.12.2025 Taka	31.12.2024 Taka
10(a) Consolidated Other assets		
AB Bank PLC.	11,675,756,622	11,974,299,234
AB Investment Limited	124,581,209	690,627,255
AB International Finance Limited	22,802,287	80,045,232
AB Securities Limited	3,908,231	18,189,457
Cashlink Bangladesh Limited (CBL)	35,345,116	35,504,816
	11,862,393,466	12,798,665,995
<u>Less: Inter-group transaction</u>	6,247,786,106	6,252,230,904
	5,614,607,359	6,546,435,092
10.1 Deferred tax assets		
a) Deferred tax assets for specific provisions of loans and advances		
Opening Deferred Tax Assets	2,140,138,773	2,470,172,300
<u>Add: Deferred Tax Income during the year</u>	-	-
<u>Less: Write-Off adjustment</u>	877,743,561	330,033,528
<u>Less: Adjustment during the year</u>	-	-
Closing deferred tax assets	1,262,395,211	2,140,138,773
b) Deferred tax liabilities against property, plant & equipment		
Balance at 01 January	24,598,015	62,753,510
<u>Add: Provision made during the period</u>	(14,583,162)	(38,006,574)
<u>Add/(Less): Adjustment for Rate Fluctuation during the period</u>	88,567	(148,920)
Closing deferred tax liabilities	10,103,420	24,598,015
Net Deferred Tax Assets (a-b)	1,252,291,791	2,115,540,757
Net Deferred Tax Income during the period	(863,160,400)	(292,026,953)
Deferred tax liabilities against Property, Plant & Accounting base of Property, Plant & Equipment	2,864,408,291	2,584,509,210
Tax base of Property, Plant & Equipment	2,842,519,803	2,515,472,060
Difference	21,888,488	69,037,150
(Deductible)/Taxable Temporary Difference	21,888,488	69,037,150
Effective Tax Rate	37.50%	37.50%
Deferred Tax (Assets)/Liabilities	8,208,183	25,888,931
Deferred Tax (Assets)/Liabilities of Mumbai Branch	1,895,237	(1,290,916)
Closing Deferred Tax Liabilities	10,103,420	24,598,015
10.1.1 Consolidated deferred tax liabilities		
AB Bank PLC.	10,103,420	24,598,015
AB Investment Limited	-	-
	10,103,420	24,598,015
10.1.2 Consolidated deferred tax assets		
AB Bank PLC.	1,262,395,211	2,140,138,773
AB Securities Limited	9,190,775	4,186,793
AB Investment Limited	26,661,214	22,820,720
	1,298,247,200	2,167,146,286
10.2 Advance rent and advertisement		

Advance rent BDT 61,70,197 as on 31 December 2025 is included with Right of Use (ROU) assets as per IFRS 16 Leases.



31.12.2025 Taka	31.12.2024 Taka
---------------------------	---------------------------

11 Non-Banking Assets

3,265,952,811	17,728,347,429
----------------------	-----------------------

The Bank has obtained absolute ownership of seventeen mortgaged properties consisting land and building according to the verdict of the Honorable Court under section 33 (7) of Artha Rin Adalat Ain, 2003. These have been recorded as non-banking assets in accordance with Bank Companies Act, 1991 (amendment up to date), BRPD circular no. 14 of 2003 and BRPD circular no. 22 of 2021 . All of these assets are non-income generating. Details are given below:

SI	Type	Non-Banking Asset (a)			
		Income generating		Non-income generating	
		No.	Value	No.	Taka in Crore
1	Land	-	-	18	316.95
2	Building	-	-	8	9.65
	Total	-	-	26	326.60

As per Bangladesh Bank letter no. BSD-06/6000(36)/AB-Ka/2026-330 dated 29 April 2026, there is a Provision shortfall of BDT 29.61 crore against Non-Banking Assets which has not been maintained.

12. Borrowings from other banks, financial institutions and agents

In Bangladesh	(Note 12.1)	35,805,231,951	13,968,426,197
Outside Bangladesh		-	-
		35,805,231,951	13,968,426,197

12.1 In Bangladesh:

12.1.1 Bangladesh Bank

Export Development Fund & Liquidity Support	33,362,690,580	12,612,193,755
Islamic Investment Bond	657,726,849	758,441,944
Refinance against IPFF	55,618,849	110,282,730
Refinance against Women Entr., Small Enterprise, ETP, Covid 19 & Others	15,367,278	23,903,543
	34,091,403,556	13,504,821,972

12.1.2 Call & Term Borrowing from

Bangladesh Krishi Bank	1,520,000,000	-
Sonali BankPLC.	-	230,000,000
Accrued interest	1,653,889	460,000
Accrued Interest Repo-Other Bank	192,174,507	233,144,225
	1,713,828,395	463,604,225
Total in Bangladesh	35,805,231,951	13,968,426,197

12.2 Analysis by security

Secured (assets pledge as security for liabilities)	-	-
Unsecured	35,805,231,951	13,968,426,197
	35,805,231,951	13,968,426,197

12.3 Repayment pattern

Repayable on demand		-	-
Repayable on maturity	(Note 12.3.1)	35,805,231,951	13,968,426,197
		35,805,231,951	13,968,426,197



	31.12.2025 Taka	31.12.2024 Taka
12.3.1 Repayable on maturity		
<u>Bangladesh Bank :</u>		
Export Development Fund	33,362,690,580	12,612,193,755
Islamic Investment Bond	657,726,849	758,441,944
Refinance against IPFF	55,618,849	110,282,730
Refinance against Women Entr., Small Ent., ETP & Others	15,367,278	23,903,543
	34,091,403,556	13,504,821,972
<u>Term borrowings:</u>		
Sonali Bank PLC.	-	230,000,000
Bangladesh Krishi Bank	1,520,000,000	-
Accrued interest	193,828,395	233,604,225
	1,713,828,395	463,604,225
	35,805,231,951	13,968,426,197

12(a) Consolidated Borrowings from other banks, financial institutions and agents

AB Bank PLC.	35,805,231,951	13,968,426,197
AB Investment Limited	1,398,872,195	1,281,614,347
AB International Finance Limited	1,115,650,717	1,100,191,769
AB Securities Limited	157,603,761	157,600,926
Cashlink Bangladesh Limited (CBL)	-	-
	38,477,358,625	16,507,833,240
<u>Less: Intercompany transactions</u>	2,554,865,990	2,539,407,042
	35,922,492,633	13,968,426,197

13 Bond

Tier-II subordinated bond (note-13.1)	2,537,500,000	3,836,250,000
Perpetual bond - additional Tier-I capital (note-13.2)	5,710,936,000	5,710,936,000
	8,248,436,000	9,547,186,000

13.1 Tier-II subordinated bond

AB Bank Subordinated Bond-III	-	586,250,000
AB Bank Subordinated Bond-IV	2,537,500,000	3,250,000,000
	2,537,500,000	3,836,250,000

Bank has issued 7 years Sub-Ordinated bonds in four phases. AB Bank Subordinated Bond-I for BDT 250 crore was issued in August 2014 and AB Bank Subordinated Bond-II for BDT 400 crore was issued in September 2015 and AB Bank Subordinated Bond-III for BDT 400 crore was issued in May 2018. These instruments have been fully redeemed. AB Bank Subordinated Bond-IV for BDT 325 crore was issued in December 2020 through Private Placement under the Debt Securities Rules, 2012. These bonds are non-convertible, unsecured in nature and approved by the Central Bank for inclusion in Tier-II capital of the Bank.

Subscriber wise subordinated bonds are:

Jamuna Bank PLC.	-	402,500,000
Sonali Bank PLC.	1,050,000,000	1,500,000,000
National Credit & Commerce Bank PLC.	-	183,750,000
Janata Bank PLC.	850,000,000	1,000,000,000
Agrani Bank PLC.	637,500,000	750,000,000
	2,537,500,000	3,836,250,000



13.2 Perpetual bond - additional Tier-I capital

	31.12.2025 Taka	31.12.2024 Taka
The Premier Bank PLC.	1,050,000,000	1,050,000,000
IFIC Bank PLC.	1,000,000,000	1,000,000,000
NCC Bank PLC.	650,000,000	650,000,000
Trust Bank PLC.	890,000,000	890,000,000
Uttara Bank PLC.	100,000,000	100,000,000
Subscribers other than Banks	2,020,936,000	2,020,936,000
	<u>5,710,936,000</u>	<u>5,710,936,000</u>
14. Deposit and other accounts		
Inter-bank deposits	8,695,952,249	8,228,415,283
Other deposits	324,290,744,141	314,691,493,898
	<u>332,986,696,389</u>	<u>322,919,909,181</u>
14(a) Consolidated Deposit and other accounts		
AB Bank PLC.	332,986,696,389	322,919,909,181
AB Investment Limited	-	-
AB International Finance Limited	-	-
AB Securities Limited	-	-
Cashlink Bangladesh Limited (CBL)	-	-
	<u>332,986,696,389</u>	<u>322,919,909,181</u>
Less: Inter-group transaction	138,167,464	381,440,829
	<u>332,848,528,924</u>	<u>322,538,469,351</u>



	31.12.2025 Taka	31.12.2024 Taka
14.1 Maturity analysis of inter-bank deposits		
Repayable – on demand	3,521,450,142	2,533,749,373
– within 1 month	917,668,079	1,436,760,869
– over 1 month but within 3 months	4,256,834,028	4,257,905,042
– over 3 months but within 1 year	-	-
– over 1 period but within 5 years	-	-
	8,695,952,249	8,228,415,283
14.2 Maturity analysis of other deposits		
Repayable – on demand	1,494,542,550	2,514,501,770
– within 1 month	36,840,244,572	26,917,972,783
– over 1 month but within 3 months	84,791,764,014	106,598,144,860
– over 3 months but within 1 year	171,642,094,077	139,139,654,585
– over 1 year but within 5 years	28,186,253,272	38,092,915,706
– over 5 years	1,335,845,656	1,428,304,194
	324,290,744,141	314,691,493,898
14.3 Demand and time deposits		
a) Demand Deposits	35,404,122,521	38,182,379,227
Current accounts and other accounts	30,437,821,055	33,913,443,788
Savings Deposits (9%)	3,096,064,093	3,295,843,726
Bills Payable	1,870,237,372	973,091,713
b) Time Deposits	297,582,573,869	284,737,529,955
Savings Deposits (91%)	31,304,648,050	33,324,642,119
Short Notice Deposits	39,741,767,230	35,186,083,972
Fixed Deposits	152,611,012,096	146,069,630,795
Other Deposits	73,925,146,494	70,157,173,069
Total Demand and Time Deposits	332,986,696,389	322,919,909,181
14.4 Sector-wise break up of deposits and other accounts		
Government	6,464,983,833	7,247,725,171
Deposit money Banks	8,916,463,587	8,387,448,393
Autonomous & Semi-Autonomous Bodies	12,072,718,840	9,404,795,478
Public Non-Financial Organisation	54,772,223,023	48,411,767,316
Other Public	4,814,960,364	3,849,308,971
Foreign Currency	15,907,598,416	19,277,670,443
Private	230,038,793,326	226,341,193,410
	332,987,741,390	322,919,909,181
15. Other liabilities		
Accumulated provision against loans and advances (Note 15.1)	22,975,424,603	25,316,192,622
Inter-branch adjustment	351,684	1,147,334
Interest suspense account (Note 15.3)	43,980,255,448	26,556,806,032
Provision against other assets (Note 15.4)	529,556,495	378,956,495
Accounts payable - Bangladesh Bank	102,168,323	13,653,420
Accrued expenses	39,401,593	46,375,073
Lease Liabilities (Note 15.5)	18,383	573,802
Provision for off balance sheet items (Note 15.6)	1,106,201,225	992,201,225
Provision against investments (Note 15.7)	3,618,140,607	3,409,533,390
Start-up Fund *	24,318,578	24,318,578
Unclaimed Dividend Account	109,544	4,236,637
Others **	1,974,793,633	1,917,525,438
	74,350,740,116	58,661,520,045

* Start-up Fund has been maintained as per Bangladesh Bank SMESPD circular no. 04 and 05 dated 29 March 2021 and 26 April 2021 respectively.

**Others includes provision for audit fee, excise duty, income tax and VAT deducted at source, accounts payable for safe keeping and earnest and security money, etc.



	31.12.2025 Taka	31.12.2024 Taka
15.1 Accumulated provision against loans and advances		
<u>The movement in specific provision for bad and doubtful debts</u>		
Opening Balance	18,527,268,728	19,377,358,169
Fully provided debts written off during the period (-)	(2,340,649,497)	(880,089,441)
Specific provision Transferred during the period (+)	(1,305,778,601)	30,000,000
	<u>(3,646,428,098)</u>	<u>(850,089,441)</u>
Closing Balance	14,880,840,630	18,527,268,728
Provision made by ABBPLC., Mumbai Branch	-	-
Total provision on classified loans and advances	<u>14,880,840,630</u>	<u>18,527,268,728</u>

On unclassified loans

Opening Balance	6,784,725,658	6,754,725,658
General provision made during the period (+)	1,305,778,601	30,000,000
Closing Balance	8,090,504,259	6,784,725,658
Provision made by ABBPLC., Mumbai Branch	4,079,714	4,198,236
Total provision on un-classified loans and advances	<u>8,094,583,973</u>	<u>6,788,923,894</u>
Total provision on loans and advances	<u>22,975,424,603</u>	<u>25,316,192,622</u>

As per Bangladesh Bank letter no. BSD-06/6000(36)/AB-Ka/2026-330 dated 29 April 2026, there is a provision shortfall of BDT 15,695.28 crore against loans and advances (requirement BDT 17,992.41 crore and maintained BDT 2,297.13 crore) which has not been maintained.

15.1.1 Details of provision kept for loans and advances

General Provision	<u>8,094,583,973</u>	<u>6,788,923,894</u>
Standard	6,798,854,493	6,641,739,511
Special Mention Account	1,295,729,480	147,184,383
Specific Provision	<u>14,880,840,630</u>	<u>18,527,268,728</u>
Substandard	280,290,467	3,126,007,520
Doubtful	2,944,261,114	3,930,919,347
Bad/Loss	11,656,289,049	11,470,341,861

15.2 Provision for current tax (net of advance tax)

Current Tax (note 15.2.1)	8,227,908,128	9,153,414,847
Advance Income Tax (note 15.2.2)	9,781,916,687	9,529,007,965
Provision for current tax (net of advance tax)	<u>(1,554,008,558)</u>	<u>(375,593,117)</u>

15.2.1 Provision for current tax

Opening Balance	8,781,456,244	8,992,237,963
<u>Add:</u> Provision made during the Year	61,430,313	119,251,809
<u>Less:</u> Write-off adjustment	<u>877,743,561</u>	<u>330,033,528</u>
Closing Balance	7,965,142,995	8,781,456,244
Provision held by ABBPLC., Mumbai Branch	262,765,133	371,958,603
	<u>8,227,908,128</u>	<u>9,153,414,847</u>

Corporate income tax assessment of the Bank is completed up to the income year ended 31 December 2024 (Assessment Year 2025-26). Corporate income tax return for the year 2021,2022, 2023 & 2024 submitted under section 82BB / 180 corresponding to Assessment Years 2022-23, 2023-2024, 2024-2025 & 2025-26. Tax assessments for the income year 2019 is completed but under process of filing Reference Case to Hon'ble High Court. Tax assessments for income years 1995, 1996, 1997, 2007, 2009, 2010, 2011 and 2012 were completed but these were referred to the Hon'ble High Court on the application made by the Bank for some disputed points.



31.12.2025 Taka	31.12.2024 Taka
--------------------	--------------------

15.2.1a Reconciliation of Provision for Current Tax made during the period (Bangladesh Operation)

Income tax @ 37.50% on estimated taxable Business Profit	202,949,844	239,189,828
Income tax @ 20.00% on Dividend Income	37,544,544	68,172,314
Income tax @ 10% on Capital Gain on Sale of Shares	-	60,314,073
Estimated Total Provision Required	240,494,388	367,676,215
Effective Tax Rate on Profit before Provision	0.66%	1.99%

15.2.2 Advance corporate income tax

In Bangladesh:

Opening Balance	9,125,725,580	8,605,349,612
Paid during the year	334,134,983	520,375,968
Closing balance (Bangladesh operations)	9,459,860,563	9,125,725,580
Advance tax of ABBPLC., Mumbai Branch	322,056,124	403,282,384
	9,781,916,687	9,529,007,965

15.3 Interest suspense account

Balance at 01 January	26,556,806,032	9,051,419,845
Add. Transferred during the the year	18,761,015,710	19,137,123,040
Less: Recovery/adjustment/waivered during the year	(1,301,828,891)	(1,450,596,712)
Less: Written off during the year	(35,737,403)	(181,140,141)
Balance at 31 December	43,980,255,448	26,556,806,032

15.4 Provision against other assets

Provision for

Prepaid legal expenses	244,076,000	210,126,000
Protested bills	85,150,000	82,500,000
Others	200,330,495	86,330,495
	529,556,495	378,956,495

Provision against other assets was made as per BRPD Circular # 04 dated 12 April 2022 issued by Bangladesh Bank.

15.4.1 Calculation of Provision against other assets

	Outstanding amount	Base for Provision	Rate	Provisions Requirement	Provisions Maintained
Prepaid legal exp.	273,671,885	59,327,077	50%	29,663,538	29,663,538
Protested bills	85,102,457	214,344,808	100%	214,344,808	214,412,462
Others	291,287,775	85,102,457	100%	85,102,457	85,150,000
		11,737,488	50%	5,868,744	5,868,744
		194,447,831	100%	194,447,831	194,461,751
Required provision for other assets				529,427,378	529,556,495

Total provision requirement	529,427,378
Total provision maintained	529,556,495
Provision shortfall maintained at the reporting date	129,117



	31.12.2025 Taka	31.12.2024 Taka
15.5 Lease Liabilities		
Opening balance of present value of lease liability	573,802	90,070,083
Finance Cost @ 8%	14,582	3,805,400
Rental payment during the period	570,000	93,301,681
Closing balance of lease liability	18,383	573,802

Bank recognises lease liabilities measured at the present value of lease payments to be made over the leased term using incremental borrowing rate @ 8% at the date of initial application of "IFRS 16 Leases". Lease liability is measured by increasing the carrying amount to reflect interest on lease liability, reducing the carrying amount to reflect the lease payments, and remeasuring the carrying amount to reflect any reassessment of lease modification.

15.6 Provision for off balance sheet items		
Opening balance	992,201,225	1,447,600,000
Add: Addition / (Transfer) during the period	114,000,000	(455,398,775)
	1,106,201,225	992,201,225

15.6.1 Particulars of required provision for Off-Balance Sheet Items

	Base for Provision	Rate (%)	31 December 2025	31 December 2024
Acceptances and endorsement	3,970,217,736	1%,2%,5%	39,702,177	69,188,104
Letters of guarantee	17,776,636,946	1%,2%,5%	910,290,402	753,518,062
Irrevocable letters of credit	11,183,907,126	1%,2%,5%	120,685,685	87,049,296
Others	3,500,497,730	1%	35,004,977	82,445,763
Total Off Balance Sheet Items & required provision	36,431,259,537		1,105,683,241	992,201,225
Total provision maintained			1,106,201,225	992,201,225
Excess provision at the reporting date			517,984	-

Provision requirement is calculated as per BRPD circular no. 06 dated 25 April 2023. Provision is not required against Off Balance Sheet items of Mumbai Branch BDT 3,438,567,036 as per Reserve Bank of India (RBI) guidelines. * Provision Requirement for Letter of Guarantee in excess of BRPD circular no. 06 dated 25 April 2023 is determined as per BB letter no. BSD-06/6000(36)/AB-Ka/2026-330 dated 29 April 2026.

15.7 Provision against investments

Provision against quoted and unquoted shares:

Opening balance	1,989,404,764	1,146,537,619
Add: Provision made at the end of the Year	254,000,000	842,867,144
	2,243,404,764	1,989,404,764
Total provision maintained for Investment in shares	2,243,404,764	1,989,404,764
Total provision requirement for Investment in shares	2,243,211,473	1,989,404,764
Excess provision	193,291	-

Provision for Pinnacle Global Fund Pte Limited:

Opening balance	1,006,202,950	1,006,202,950
Add: Provision made during the period	-	-
	1,006,202,950	1,006,202,950

As per Bangladesh Bank letter no. BSD-06/6000(36)/AB-Ka/2026-330 dated 29 April 2026, there are total Provision shortfall of BDT 566.51 crore against investments (Pinnacle Global Fund Pte Limited of BDT 135.51 crore, Mark to Market loss of government securities BDT 397.21 crore, Investment in Cashlink Bangladesh Limited (CBL) BDT 13.09 crore and Interest receivables against investment in Zero Coupon Bond of Beximco Limited BDT 20.70 crore) has not been maintained.

Provision for Amana Bank PLC., Srilanka:

Opening balance	413,925,382	459,925,382
Less: Excess Provision transferred to retained earnings	(45,392,783)	(46,000,000)
	368,532,600	413,925,382

Total Provision maintained against investment:

Provision against quoted shares	2,243,404,764	1,989,404,764
Provision for Pinnacle Global Fund Pte Limited	1,006,202,950	1,006,202,950
Provision for Amana Bank PLC., Srilanka:	368,532,600	413,925,382
	3,618,140,313	3,409,533,096



	31.12.2025 Taka	31.12.2024 Taka
15(a) Consolidated Other liabilities		
AB Bank PLC.	74,350,740,116	58,661,520,045
AB Investment Limited	1,982,047,378	132,072,587
AB International Finance Limited	74,222,086	69,570,775
AB Securities Limited	915,429,855	709,731,739
Cashlink Bangladesh Limited (CBL)	46,000	40,250
	<u>77,322,485,436</u>	<u>59,572,935,396</u>
<u>Less: Inter-group transaction</u>	<u>-</u>	<u>-</u>
	<u>77,322,485,436</u>	<u>59,572,935,396</u>

16. Share Capital **8,956,947,490** **8,956,947,490**

16.1 Authorised Capital
1,500,000,000 ordinary shares of BDT 10 each **15,000,000,000** **15,000,000,000**

16.2 Issued, Subscribed and Paid-up Capital

10,000,000 ordinary shares of BDT 10 each issued for cash	100,000,000	100,000,000
5,000,000 ordinary shares of BDT 10 each issued for rights	50,000,000	50,000,000
880,694,749 ordinary shares of BDT 10 each issued as bonus shares	8,806,947,490	8,806,947,490
	<u>8,956,947,490</u>	<u>8,956,947,490</u>

16.3 Percentage of shareholding

	As at 31 December 2025		As at 31 December 2024	
	No. of shares	%	No. of shares	%
Sponsors and pub.	890,560,542	99.43	890,560,542	99.43
Govt.	5,134,207	0.57	5,134,207	0.57
	<u>895,694,749</u>	<u>100.00</u>	<u>895,694,749</u>	<u>100.00</u>

16.4 Classification of shareholders by holding

Holding	No. of holders		% of total holding	
	31 Dec 2025	31 Dec 2024	31 Dec 2025	31 Dec 2024
Upto 500	22,642	23,882	40.99	40.61
501 to 5,000	21,957	23,658	39.75	40.23
5,001 to 10,000	4,279	4,631	7.75	7.88
10,001 to 20,000	2,946	3,113	5.33	5.29
20,001 to 30,000	1,153	1,188	2.09	2.02
30,001 to 40,000	550	596	1.00	1.01
40,001 to 50,000	356	413	0.64	0.70
50,001 to 100,000	716	740	1.30	1.26
100,001 to 1,000,000	567	526	1.03	0.89
Over 1,000,000	68	64	0.12	0.11
	<u>55,234</u>	<u>58,811</u>	<u>100</u>	<u>100</u>

16.5 Names of the Directors and their shareholding as at 31 December 2025

Name of the Director	Status	No. of Shareholding including nominating institution/individual	
		31 Dec 2025	31 Dec 2024
Mr. Kaiser A. Chowdhury Nominated by Pacific Industries Limited	Chairman	87,613,897	87,613,897
Mr. Feroz Ahmed	Vice Chairman	18,584,471	18,584,471
Mr. Md. Fazlur Rahman Nominated by Emkay Holdings	Vice Chairman	18,312,508	18,312,508
Mr. Shafiqul Alam	Independent Director	-	-
Mr. Md. Eskandar Miah	Independent Director	-	-
DR. Nasima A. Rahman	Independent Director	-	-
Reazul Islam	Acting Managing Director & CEO (Ex-Officio)	-	-



16.6 Capital to Risk Weighted Assets Ratio (CRAR) - As per BASEL III

Consolidated - Capital Adequacy Ratio

In terms of section 13(2) of the Bank Company Act, 1991 (Amendment up to date) and Bangladesh Bank BRPD Circular no. 18 dated 21 December 2014, required capital of the Bank on Consolidated basis at the close of business on December 31, 2025 is Taka 64,241,103,683 as against available Total Tier-I Capital of Taka (29,218,356,825) and Total Tier-2 Capital available of Taka 11,933,295,911 that is, a total of Taka (17,285,060,914) thereby showing a deficit capital of Taka 81,526,164,596 at that date. Details are shown below:

	31.12.2025	31.12.2024
	Taka	Taka
<u>Tier I Capital (Going-Concern Capital)</u>		
Common Equity Tier-I Capital		
Fully Paid-up Capital/Capital Deposited with BB	8,956,947,490	8,956,947,490
Statutory Reserve	8,662,100,172	8,604,709,773
Non-repayable share premium account	-	-
General Reserve	3,048,029,774	3,045,494,051
Retained earnings	(53,892,090,966)	(14,963,193,088)
Minority interest in Subsidiaries	13,317,863	13,007,989
Non-Cumulative irredeemable Preference shares	-	-
Dividend Equalization Account	-	-
	(33,211,695,667)	5,656,966,216
Regulatory adjustment:		
Goodwill and all other Intangible Assets	309,495,280	117,701,978
Shortfall in provisions required against Non Performing Loans	-	-
Shortfall in provisions required against investment in shares	85,400,054	184,117,986
Remaining deficit on account of revaluation of investments in securities after netting off from any other surplus on the securities.	-	-
Deferred Tax Assets (DTA)	1,262,395,211	2,140,138,773
Defined benefit pension fund assets	-	-
Gain on sale related to securitization transactions	-	-
Investment in own CET-1 Instruments/Shares	-	-
Reciprocal crossholdings in the CET-1 capital of Banking, Financial and Insurance Entities	50,346,612	17,568,155
Any investment exceeding the approved limit under section 26(2) of Bank Company Act, 1991.	-	-
Investments in subsidiaries which are not consolidated- 50% of Investment	9,960,000	9,960,000
Other if any	-	-
	1,717,597,158	2,469,486,891
Total Common Equity Tier-I Capital	(34,929,292,825)	3,187,479,325
Additional Tier-I Capital		
Perpetual bond	5,710,936,000	5,710,936,000
Maximum limit of additional Tier 1 capital	7,708,932,442	7,177,696,072
Excess amount over maximum limit of AT 1	(1,997,996,442)	(1,466,760,072)
Total Admissible additional Tier 1 capital	5,710,936,000	5,710,936,000
Total Tier-1 Capital	(29,218,356,825)	8,898,415,325
Tier-2 Capital (Gone concern Capital)		
General Provision/General loan-loss reserve	11,435,755,911	8,139,125,091
All other preference shares	-	-
Subordinated debt issued by the banks that meet the qualifying criteria for Tier 2 capital (as per Annex 4 of Basel III Guidelines)	507,500,000	1,300,000,000
Minority Interest	-	-
HO borr. in for. Curr. Rec. that meet the criteria of T 2 debt capital	-	-
Revaluation Reserves as on 31 December, 2014 (50% of Fixed Assets and Securities & 10% of Equities)	-	-
Other (if any item approved by Bangladesh Bank)	-	-
Sub-Total	11,943,255,911	9,439,125,091



	31.12.2025 Taka	31.12.2024 Taka
Regulatory Adjustments:		
Revaluation Reserves for Fixed Assets, Securities & Equity Securities	-	-
Investment in own T-2 Instruments/Shares	-	-
Reciprocal crossholdings in the T-2 capital of Banking, Financial and Insurance Entities	-	-
Any investment exceeding the approved limit under section 26(2) of Bank Company Act, 1991. (50% of Investment)	-	-
Investments in subsidiaries which are not consolidated- 50% of Investment	9,960,000	9,960,000
Other (if any)	-	-
Total Tier-2 Capital Available	11,933,295,911	9,429,165,091
Maximum limit of Tier-2 Capital (Tier 2 Capital can be maximum up to 4.0% of the total RWA or 88.89% of CET1, whichever is Lower)	(31,048,648,392)	19,140,522,858
Excess amount over maximum limit of Tier-2 Capital	-	-
Total admissible Tier 2 Capital	11,933,295,911	9,429,165,091
Total Eligible Capital	(17,285,060,914)	18,327,580,416
Total assets including off-Balance Sheet items	465,442,582,076	461,438,167,935
Total risk-weighted assets (RWA)	513,928,829,462	478,513,071,454
B. Total required capital (12.50% of Total RWA)	64,241,103,683	59,814,133,932
Capital Surplus / (Shortfall) [A-B]	(81,526,164,596)	(41,486,553,516)
Capital to Risk Weighted Assets Ratio (CRAR)	-3.36%	3.83%

Solo - Capital to Risk Weighted Assets Ratio (CRAR)

In terms of section 13(2) of the Bank Company Act, 1991 (Amendment up to date) and Bangladesh Bank BRPD Circular no. 18 dated 21 December 2014, required capital of the Bank on Solo basis at the close of business on 31 December 2025 is BDT 63,670,385,529 as against available Common Equity Tier-I capital of BDT (28,947,415,105) and Total Tier-2 Capital Available capital of BDT 9,708,285,198 that is, a total of BDT (19,239,129,906) thereby showing a deficit capital of BDT 82,909,515,435 at that date. Details are shown below:

Tier I Capital (going-concern capital)

Common Equity Tier-I Capital

Fully Paid-up Capital/Capital Deposited with BB	8,956,947,490	8,956,947,490
Statutory Reserve	8,662,100,172	8,604,709,773
Non-repayable share premium account	-	-
General Reserve	2,852,199,200	2,852,199,200
Retained earnings	(53,507,360,863)	(16,416,651,428)
Minority interest in Subsidiaries	-	-
Non-Cumulative irredeemable Preferences shares	-	-
Dividend Equalization Account	-	-
	(33,036,114,001)	3,997,205,035

Regulatory adjustment :

Goodwill and all other Intangible Assets	309,495,280	117,701,978
Shortfall in provisions required against Non Performing Loans (NPLs)	-	-
Shortfall in provisions required against investment in shares	-	-
Remaining deficit on account of revaluation of investments in securities after netting off from any other surplus on the securities.	-	-



	31.12.2025 Taka	31.12.2024 Taka
Deferred Tax Assets (DTA)	1,262,395,211	2,140,138,773
Defined benefit pension fund assets	-	-
Gain on sale related to securitization transactions	-	-
Investment in own CET-1 Instruments/Shares	-	-
Reciprocal crossholdings in the CET-1 capital of Banking, Financial and Insurance Entities	50,346,612	17,568,155
Any investment exceeding the approved limit under section 26(2) of Bank Company Act, 1991.	-	-
Investments in subsidiaries which are not consolidated- 50% of Investment	-	-
Other if any	-	-
	1,622,237,103	2,275,408,905
Total Common Equity Tier-I Capital	(34,658,351,105)	1,721,796,130
Additional Tier-I Capital		
Perpetual bond	5,710,936,000	5,710,936,000
Maximum limit of additional Tier 1 capital	7,640,446,264	7,139,784,873
Excess amount over maximum limit of AT 1	(1,929,510,264)	(1,428,848,873)
Total Admissible additional Tier 1 capital	5,710,936,000	5,710,936,000
Total Tier-1 Capital	(28,947,415,105)	7,432,732,130
Tier-2 Capital (Gone concern Capital)		
General Provision/General loan-loss reserve	9,200,785,198	7,781,125,120
All other preference shares	-	-
Subordinated debt/Instruments issued by the banks that meet the qualifying criteria for Tier 2 capital (as per Annex 4 of Basel III Guidelines)	507,500,000	1,300,000,000
Non-controlling interest	-	-
HO borrowings in foreign currency received that meet the criteria of Tier 2 debt capital	-	-
Revaluation Reserves as on 31 December, 2014(50% of Fixed Assets and Securities & 10% of Equities)	-	-
Other (if any item approved by Bangladesh Bank)	-	-
Sub-Total	9,708,285,198	9,081,125,120
Regulatory adjustments:		
Revaluation Reserves for Fixed Assets, Securities & Equity Securities	-	-
Investment in own T-2 Instruments/Shares	-	-
Reciprocal crossholdings in the T-2 capital of Banking, Financial and Insurance Entities	-	-
Any investment exceeding the approved limit under section 26(2) of Bank Company Act, 1991. (50% of Investment)	-	-
Investments in subsidiaries which are not consolidated- 50% of Investment	-	-
Other (if any)	-	-
Total Tier-2 Capital Available	9,708,285,198	9,081,125,120
Maximum limit of Tier-2 Capital (Tier 2 Capital can be maximum up to 4.0% of the total RWA or 88.89% of CET1, whichever is Lower)	(30,807,808,297)	19,039,426,328
Excess amount over maximum limit of Tier 2 Capital	-	-
Total admissible Tier 2 Capital	9,708,285,198	9,081,125,120
Total Eligible Capital	(19,239,129,906)	16,513,857,249
Total assets including off-Balance Sheet items	461,113,455,765	457,520,233,250
Total risk-weighted assets (RWA)	509,363,084,234	475,985,658,203
B. Total required capital (12.50% of Total RWA)	63,670,385,529	59,498,207,275
Capital Surplus / (Shortfall) [A-B]	(82,909,515,435)	(42,984,350,026)
Capital to Risk Weighted Assets Ratio (CRAR)	-3.78%	3.47%



	31.12.2025 Taka	31.12.2024 Taka
17. Statutory reserve		
In Bangladesh		
Opening balance	8,064,592,558	8,064,592,558
Add: Addition during the Period	-	-
	<u>8,064,592,558</u>	<u>8,064,592,558</u>
Outside Bangladesh - ABBPLC., Mumbai Branch		
Opening balance	540,117,215	458,548,456
Add: Addition during the period	72,638,659	53,256,790
Add/(Less): Adjustment for Foreign Exchange Rate Fluctuation	(15,248,260)	28,311,969
	<u>597,507,614</u>	<u>540,117,215</u>
	<u>8,662,100,172</u>	<u>8,604,709,773</u>
18. Other reserve		
General reserve (Note 18.1)	2,852,199,200	2,852,199,200
Assets revaluation reserve (Note 18.2)	751,484,697	758,120,923
Investment revaluation reserve (Note 18.3)	1,683,105	24,929,981
	<u>3,605,367,002</u>	<u>3,635,250,104</u>
18.1 General reserve		
Opening balance	2,852,199,200	2,852,199,200
Addition/(adjustment) during the period	-	-
	<u>2,852,199,200</u>	<u>2,852,199,200</u>
18.2 Assets revaluation reserve		
Opening balance	758,120,923	758,137,206
Less: Transferred to retained earnings and adjustment of NBA	(6,636,225)	(16,283)
	<u>751,484,698</u>	<u>758,120,923</u>
18.3 Investment revaluation reserve (T.Bills & T.Bonds)		
In Bangladesh		
Revaluation Reserve for:		
Held to Maturity (HTM) Note (18.3.1)	-	-
Held for Trading (HFT) Note (18.3.2)	284,795	11,022,816
	<u>284,795</u>	<u>11,022,816</u>
Outside Bangladesh		
ABBPLC., Mumbai Branch	1,398,309	13,907,165
	<u>1,683,105</u>	<u>24,929,981</u>
18.3.1 Revaluation Reserve for Held to Maturity (HTM)		
Opening balance		16,581,708
Add: Addition during the period	-	-
	-	16,581,708
Less: Adjustment during the period	-	16,581,708
	-	-
18.3.2 Revaluation Reserve for Held for Trading (HFT)		
Opening balance	11,022,816	24,635,880
Add: Addition during the period	-	-
	<u>11,022,816</u>	<u>24,635,880</u>
Less: Adjustment during the period	10,738,021	13,613,064
	<u>284,795</u>	<u>11,022,816</u>
18(a) Consolidated Other reserve		
AB Bank PLC.	3,605,367,002	3,635,250,104
AB Investment Limited		
AB International Finance Limited	129,587,545	129,038,139
AB Securities Limited	76,914,181	76,805,822
Cashlink Bangladesh Limited (CBL)		
	<u>3,811,868,728</u>	<u>3,841,094,065</u>



	31.12.2025 Taka	31.12.2024 Taka
19. Retained earnings		
Opening balance	(16,416,651,428)	3,504,165,672
<u>Add:</u> Post-tax profit for the period	(37,062,207,296)	(19,179,484,085)
<u>Less:</u> Transfer to statutory reserve	(72,638,659)	(53,256,790)
Bonus Share Issued	-	(175,626,420)
Perpetual Bond Dividend	-	(572,658,240)
	(53,551,497,384)	(16,476,859,863)
<u>Add:</u> Transferred from Assets Revaluation Reserve	15,876	16,283
<u>Add:</u> Adjustment made during the period/year	14,625,519	5,343,303
<u>Add:</u> Excess provision for investment in Amana Bank is transferred	45,392,783	46,000,000
<u>Add:</u> Foreign Exchange Translation loss	(15,897,657)	8,848,848
	(53,507,360,863)	(16,416,651,428)
19(a) Consolidated Retained earnings		
AB Bank PLC.	(53,507,360,863)	(16,416,651,428)
AB Investment Limited	(1,518,471,251)	395,000,957
AB International Finance Limited	484,426,472	326,806,353
AB Securities Limited	81,765,067	167,345,774
Cashlink Bangladesh Limited (CBL)	(150,707,043)	(154,590,855)
	(54,610,347,617)	(15,682,089,201)
<u>Add/(Less):</u> Adjustment made during the period	703,255,982	703,585,666
Non-controlling Interest	15,000,669	15,310,447
	(53,892,090,966)	(14,963,193,088)
19(b) Non-controlling interest		
AB Investment Limited	7,472	10,368
AB Securities Limited	381,095	456,707
Cashlink Bangladesh Limited	12,929,296	12,540,914
	13,317,863	13,007,989
20. Contingent liabilities	42,005,297,507	47,642,935,888
20.1 Letters of guarantee		
Money for which the Bank is contingently liable in respect of guarantees issued favoring:		
Directors	-	-
Government	-	-
Banks and other financial institutions	22,986,052	7,680,302
Others	17,766,959,501	16,738,222,228
	17,789,945,553	16,745,902,530
	2025	2024
	Taka	Taka
21. Profit and loss account		
<u>Income:</u>		
Interest, discount and similar income	2,687,631,387	13,617,305,698
Dividend income	63,924,133	78,449,821
Dividend on Perpetual Bonds	270,000,000	270,739,727
Fee, commission and brokerage	1,672,136,035	1,583,980,835
Gains less losses arising from investment securities	(5,174,286)	(495,006)
Gains less losses arising from dealing in foreign currencies	(169,872,120)	208,474,388
Other operating income	505,900,708	263,780,480
Gains less losses arising from dealing securities	16,507,793	72,803,197
	5,041,053,650	16,095,039,140
<u>Expenses:</u>		
Interest, fee and commission	34,489,648,464	28,107,968,378
Administrative expenses	4,873,073,300	4,628,111,011
Other operating expenses	1,646,781,578	1,510,193,167
Depreciation and amortization on banking assets	273,799,805	305,269,984
	41,283,303,148	34,551,542,541
	(36,242,249,498)	(18,456,503,401)



	2025 Taka	2024 Taka
22. Interest income/profit on investments		
Interest on loans and advances:		
Loans and advances	(1,190,656,149)	8,710,222,908
Bills purchased and discounted	10,310,806	9,927,432
	<u>(1,180,345,343)</u>	<u>8,720,150,341</u>
Interest on:		
Calls and placements	98,103,494	167,777,633
Balance with foreign banks	146,243,592	168,399,242
Reverse Repo	-	6,198,159
Balance with Bangladesh Bank	106,620	56,068,621
	<u>244,453,707</u>	<u>398,443,655</u>
	<u>(935,891,636)</u>	<u>9,118,593,995</u>
22(a). Consolidated Interest income/profit on investments		
AB Bank PLC.	(935,891,636)	9,118,593,995
AB International Finance Limited	136,964,259	144,170,139
AB Investment Limited	27,921,645	98,386,566
AB Securities Limited	82,519,511	58,115,921
Cashlink Bangladesh Limited (CBL)	6,387,351	5,417,581
	<u>(682,098,870)</u>	<u>9,424,684,203</u>
Less: Intercompany transactions	63,126,384	76,328,128
	<u>(745,225,254)</u>	<u>9,348,356,075</u>
23. Interest/profit paid on deposits, borrowings, etc.		
Interest on deposits:		
Fixed deposits	17,529,192,955	15,015,377,374
Savings deposits	1,018,751,654	1,071,765,298
Special notice deposits	3,966,156,034	3,316,553,002
Other deposits	7,852,224,461	6,062,105,461
	<u>30,366,325,105</u>	<u>25,465,801,136</u>
Interest on borrowings:		
Local banks, financial institutions including BB	3,786,059,404	2,192,827,610
Subordinated Bond	337,263,955	449,339,633
	<u>34,489,648,464</u>	<u>28,107,968,378</u>
23(a). Consolidated Interest/profit paid on deposits, borrowings, etc.		
AB Bank PLC.	34,489,648,464	28,107,968,378
AB Investment Limited	-	-
AB International Finance Limited	59,086,915	71,477,914
AB Securities Limited	9,062,500	10,192,085
Cashlink Bangladesh Limited (CBL)	-	-
	<u>34,557,797,879</u>	<u>28,189,638,378</u>
Less: Intercompany transactions	63,126,384	76,328,128
	<u>34,494,671,495</u>	<u>28,113,310,250</u>
24. Investment income		
Capital gain on sale of shares	(5,174,286)	(495,006)
Interest on treasury bills	142,639,964	165,911,588
Dividend on shares	63,924,133	78,449,821
Interest on treasury bonds	2,948,027,345	3,925,574,961
Gain/(Loss) on treasury bills and treasury bonds	16,507,793	72,803,197
Interest on Sub-Bonds, Perpetual Bonds, Zero Coupon Bonds & Others	802,855,714	677,964,880
	<u>3,968,780,663</u>	<u>4,920,209,441</u>
24(a). Consolidated Investment income		
AB Bank PLC.	3,968,780,663	4,920,209,441
AB investment Limited	43,538,017	(36,546,233)
AB International Finance Limited	-	-
AB Securities Limited	2,679,860	21,440,156
Cashlink Bangladesh Limited (CBL)	-	-
	<u>4,014,998,540</u>	<u>4,905,103,364</u>
Less: Intercompany transactions	-	15,395,616
	<u>4,014,998,540</u>	<u>4,889,707,748</u>



	2025 Taka	2024 Taka
25. Commission, exchange and brokerage		
Other fees, commission and service charges	1,051,988,076	999,297,062
Commission on letters of credit	522,281,494	455,456,252
Commission on letters of guarantee	97,866,466	129,227,521
Exchange gains less losses arising from dealings in foreign currencies	(169,872,120)	208,474,388
	1,502,263,915	1,792,455,223
25(a). Consolidated Commission, exchange and brokerage		
AB Bank PLC.	1,502,263,915	1,792,455,223
AB Investment Limited	12,553,609	12,046,708
AB International Finance Limited	113,065,124	82,355,630
AB Securities Limited	52,287,829	58,818,099
Cashlink Bangladesh Limited (CBL)	-	-
	1,680,170,478	1,945,675,661
Less: Intercompany transactions	(372,590)	(795,229)
	1,679,797,887	1,944,880,432
26. Other Income		
Locker rent, insurance claim and others	5,282,833	16,896,839
Recoveries on loans previously written off	468,334,939	221,469,407
Recoveries on telex, telephone, fax, etc.	19,190,101	19,132,223
Recoveries on courier, postage, stamp, etc.	4,905,789	5,149,308
Non-operating income (*)	8,187,046	1,132,703
	505,900,708	263,780,480
(*) Non-operating income includes sale of scrap items, Gain on sale of properties etc.		
26(a). Consolidated other income		
AB Bank PLC.	505,900,708	263,780,480
AB Investment Limited	9,254,520	9,131,520
AB International Finance Limited	87,586,503	81,418,115
AB Securities Limited	416,579	10,836,571
Cashlink Bangladesh Limited (CBL)	-	-
	603,158,310	365,166,686
Less: Inter company transactions	9,116,520	9,116,520
	594,041,790	356,050,166
27. Salary and allowances		
Basic salary, provident fund contribution and all other allowances	3,192,304,455	3,016,941,450
Festival and incentive bonus	215,101,588	185,713,920
	3,407,406,043	3,202,655,370
27.1 Chief executive's salary and fees*	8,424,621	21,012,903
* Managing Director & CEO of the Bank has been appointed on May 05, 2025. Before that day the post was laying vacant.		
27(a). Consolidated salary and allowances		
AB Bank PLC.	3,407,406,043	3,202,655,370
AB Investment Limited	34,753,501	34,994,885
AB International Finance Limited	48,091,368	42,453,261
AB Securities Limited	47,020,546	40,031,821
Cashlink Bangladesh Limited (CBL)	-	-
	3,537,271,457	3,320,135,337
28. Rent, taxes, insurance, electricity, etc.		
Rent, rates and taxes	719,304,260	624,708,659
Electricity, gas, water, etc.	122,673,622	120,875,835
Insurance	211,608,845	193,241,652
	1,053,586,727	938,826,147
28.1 Rent, rates and taxes		
Right of Use (ROU) assets has been calculated for the period ended 31 December 2025 as per IFRS-16 leases considering monthly rental expenses excluding low value assets.		



	2025 Taka	2024 Taka
28(a). Consolidated Rent, taxes, insurance, electricity, etc.		
AB Bank PLC.	1,053,586,727	938,826,147
AB Investment Limited	2,388,401	2,191,280
AB International Finance Limited	12,711,166	11,311,182
AB Securities Limited	4,174,331	3,506,055
Cashlink Bangladesh Limited (CBL)	-	-
	<u>1,072,860,625</u>	<u>955,834,664</u>
Less: Inter company transactions	9,116,520	9,116,520
	<u>1,063,744,105</u>	<u>946,718,144</u>
29. Legal expenses		
Legal expenses	<u>16,810,712</u>	<u>15,002,357</u>
29(a). Consolidated legal expenses		
AB Bank PLC.	16,810,712	15,002,357
AB Investment Limited	126,500	147,100
AB International Finance Limited	-	731,283
AB Securities Limited	380,433	262,008
Cashlink Bangladesh Limited (CBL)	172,272	-
	<u>17,489,917</u>	<u>16,142,748</u>
30. Postage, stamp, telecommunication, etc.		
Telex, fax, internet, wireless link, SWIFT, etc.	104,130,159	144,401,294
Telephone	6,032,495	6,302,662
Postage, stamp and shipping	15,125,866	12,797,985
	<u>125,288,519</u>	<u>163,501,941</u>
30(a). Consolidated Postage, stamp, telecommunication, etc.		
AB Bank PLC.	125,288,519	163,501,941
AB Investment Limited	840,061	887,418
AB International Finance Limited	15,899,696	14,146,460
AB Securities Limited	1,815,049	1,839,248
Cashlink Bangladesh Limited (CBL)	-	240
	<u>143,843,326</u>	<u>180,375,307</u>
31. Stationery, printing, advertisements, etc.		
Printing and stationery	90,030,492	104,713,481
Publicity, advertisement, etc.	9,773,233	30,565,360
	<u>99,803,726</u>	<u>135,278,841</u>
31(a). Consolidated Stationery, printing, advertisements, etc.		
AB Bank PLC.	99,803,726	135,278,841
AB Investment Limited	446,760	793,283
AB International Finance Limited	275,290	315,988
AB Securities Limited	1,156,439	945,173
Cashlink Bangladesh Limited (CBL)	-	-
	<u>101,682,214</u>	<u>137,333,285</u>
32. Directors' fees		
Directors' fees	4,269,807	3,199,600
Meeting expenses	1,354,740	1,184,132
	<u>5,624,547</u>	<u>4,383,732</u>

Directors' fees includes fees for attending the meeting of the Board, Executive Committee, Audit Committee, Risk Management Committee, Shariah Council and Independent Director's Remuneration.



	2025 Taka	2024 Taka
32(a). Consolidated Directors' fees		
AB Bank PLC.	5,624,547	4,383,732
AB Investment Limited	345,006	531,686
AB International Finance Limited	1,011,114	579,543
AB Securities Limited	485,555	531,666
Cashlink Bangladesh Limited (CBL)	92,000	172,500
	7,558,222	6,199,127
33. Auditors' fees		
Statutory	2,737,166	1,814,977
Others	1,080,409	1,497,511
	3,817,575	3,312,488
33(a). Consolidated Auditors' fees		
AB Bank PLC.	3,817,575	3,312,488
AB Investment Limited	161,000	161,000
AB International Finance Limited	782,349	741,095
AB Securities Limited	100,000	100,000
Cashlink Bangladesh Limited (CBL)	46,000	40,250
	4,906,924	4,354,833
34. Depreciation and repairs of Bank's assets		
<u>Depreciation :</u>		
Electrical appliances	153,545,528	116,824,127
Furniture and fixtures	16,256,987	16,851,826
Office appliances	1,593,120	1,738,160
Building	13,609,535	13,958,497
Motor vehicles	12,271,134	11,862,854
	197,276,303	161,235,464
Depreciation of ROU (Right Of Use) assets	560,000	89,499,997
<u>Repairs:</u>		
Motor vehicles	11,346,327	10,101,100
Electrical appliances	66,138,563	59,154,395
Office premises and others	66,248,354	64,553,364
Furniture and fixtures	1,983,872	2,472,620
Office appliances	6,593,714	7,855,752
	152,310,831	144,137,231
	350,147,134	394,872,692
Amortization of Intangible Assets	75,963,503	54,534,523
	426,110,636	449,407,215
34(a). Consolidated Depreciation and repairs of Bank's assets		
AB Bank PLC.	426,110,636	449,407,215
AB Investment Limited	17,903,303	18,236,851
AB International Finance Limited	762,532	769,451
AB Securities Limited	11,467,633	8,144,979
Cashlink Bangladesh Limited (CBL)	-	-
	456,244,104	476,558,496
35. Other expenses		
Contractual service	550,267,568	505,877,072
Petrol, oil and lubricant	113,190,873	89,516,117
Software expenses	509,008,314	398,081,686
Entertainment	46,888,857	51,801,534
Travelling	9,618,393	21,135,978
Subscription, membership and sponsorship	10,280,775	17,253,763
Training, seminar and workshop	4,253,743	7,832,199
Local conveyance	15,269,751	15,537,843
Professional charges	88,232,960	69,515,700
Books, newspapers and periodicals	805,190	1,082,009
Renovation and Branch opening expenses	13,949,432	15,371,515
Finance charge under lease liability	14,582	3,805,400
Donation	26,445,564	49,294,811
Bank Charges	28,419,865	23,077,333
Sundry expenses (*)	230,135,710	241,010,206
	1,646,781,578	1,510,193,167

(*) Sundry expenses includes business promotion, rebate to foreign correspondents and dress of support staff etc



	2025 Taka	2024 Taka
35(a). Consolidated other expenses		
AB Bank PLC.	1,646,781,578	1,510,193,167
AB Investment Limited	7,668,421	6,271,134
AB International Finance Limited	3,564,379	9,699,724
AB Securities Limited	17,552,000	17,294,360
Cashlink Bangladesh Limited (CBL)	720,095	46,255
	1,676,286,473	1,543,504,640
Less: Inter company transactions	372,590	795,229
	1,675,913,883	1,542,709,412
36. Provision against loans and advances		
On un-classified loans	-	29,160,353
On classified loans	-	30,000,000
	-	59,160,353
36(a). Consolidated provision against loans and advances		
AB Bank PLC.	-	59,160,353
AB Investment Limited	1,863,016,827	-
AB International Finance Limited	-	-
AB Securities Limited	90,779,614	28,157,664
Cashlink Bangladesh Limited (CBL)	-	-
	1,953,796,441	87,318,017
37. Provisions for investments		
Provision for quoted shares in Bangladesh operations	254,000,000	378,468,370
Provision for investment in treasury Bills by Mumbai Branch	18,509,803	5,737,154
Total provision for investments	272,509,803	384,205,523
37(a). Consolidated provisions for diminution in value of investments		
AB Bank PLC.	272,509,803	384,205,523
AB Investment Limited	-	-
AB International Finance Limited	-	-
AB Securities Limited	15,650,328	1,500,000
Cashlink Bangladesh Limited (CBL)	-	-
	288,160,131	385,705,523
38. Other provision		
Provision for off balance sheet items	114,000,000	9,000,000
Provision for Other assets	210,634,356	1,259,241
	324,634,356	10,259,241
Provision for other assets included prepaid legal expenses, protested bills and others has been made as per Bangladesh Bank BRPD Circular # 04 dated 12 April 2022.		
38(a). Consolidated other provisions		
AB Bank PLC.	324,634,356	10,259,241
AB Investment Limited	-	-
AB International Finance Limited	-	-
AB Securities Limited	108,455	75,539
Cashlink Bangladesh Limited (CBL)	-	-
	324,742,811	10,334,780



	31.12.2025 Taka	31.12.2024 Taka
39. Appropriations		
Retained earnings - brought forward	(16,416,651,429)	3,504,165,672
<u>Add/(Less)</u> Adjustment for investment in Amana Bank	45,392,783	46,000,000
<u>Add:</u> Post-tax profit for the year	<u>(37,062,207,296)</u>	<u>(19,179,484,085)</u>
	(53,433,465,942)	(15,629,318,414)
<u>Less:</u> Cash dividend	-	-
<u>Less:</u> Dividend-Bonus shares issued	-	175,626,420
	<u>(53,433,465,942)</u>	<u>(15,804,944,833)</u>
Transferred to		
Statutory reserve	72,638,659	53,256,790
Perpetual Bond Coupon Interest	-	572,658,240
	72,638,659	625,915,030
	<u>(53,506,104,602)</u>	<u>(16,430,859,863)</u>
Retained earnings		
<u>Add:</u> Transferred from Assets Revaluation Reserve	15,876	16,283
<u>Add/Less:</u> Adjustment during the year	14,625,519	5,343,303
<u>Add:</u> Foreign Exchange translation gain/(Loss)	(15,897,657)	8,848,848
	<u>(53,507,360,864)</u>	<u>(16,416,651,429)</u>
	2025	2024
	Taka	Taka
40 Basic Earnings Per Share (EPS)		
Profit after taxation	(37,062,207,296)	(19,179,484,085)
Number of ordinary shares outstanding	895,694,749	895,694,749
Basic Earnings Per Share	<u>(41.38)</u>	<u>(21.41)</u>
40.(a) Consolidated Basic Earnings Per Share		
Net Profit/(Loss) attributable to the shareholders of parent company	(38,892,032,665)	(19,057,451,622)
Number of ordinary shares outstanding	895,694,749	895,694,749
Consolidated Basic Earnings Per Share	<u>(43.42)</u>	<u>(21.28)</u>
Earnings Per Share (EPS) has been computed in accordance with International Accounting Standard (IAS)-33 by dividing the basic earnings by the number of ordinary shares outstanding as of December 31, 2025.		
41. Receipts from other operating activities		
Interest on treasury bills, bonds, debenture and others	3,634,856,530	4,571,019,893
Exchange earnings	17,338,340	962,460,410
Recoveries on telex, telephone, fax, etc.	19,190,101	19,132,223
Recoveries on courier, postage, stamp, etc.	4,905,789	5,149,308
Non-operating income	8,187,046	1,132,703
Others	5,282,833	16,896,839
	<u>3,689,760,639</u>	<u>5,575,791,376</u>
42. Payments for other operating activities		
Rent, taxes, insurance, electricity, etc.	1,054,156,727	1,032,127,828
Postage, stamps, telecommunication, etc.	125,288,519	163,501,941
Repairs of Bank's assets	152,310,831	144,137,231
Legal expenses	16,810,712	15,002,357
Auditor's fees	3,817,575	3,312,488
Directors' fees	5,624,547	4,383,732
Other Expenses	1,646,766,997	1,506,387,767
	<u>3,004,775,908</u>	<u>2,868,853,345</u>
43. Increased/(Decrease) in other assets		
Investment in subsidiaries	6,229,114,922	6,229,114,922
Advance rent, Tax and advertisement	1,715,084,567	534,141,904
Stationery, stamps, printing materials, etc.	32,649,153	43,801,620
Security deposits	74,432,262	77,877,782
Commission and brokerage receivable on shares and debentures, and other income receivables	251,578,514	125,183,162
Accounts receivable	1,296,317,659	1,857,627,928
Preliminary, formation, organizational, renovation, development and prepaid expenses	801,571,635	904,927,199
Exchange for clearing	8,982,111	72,353,668
Arab Bangladesh Bank Foundation	19,920,000	19,920,000
	<u>10,429,650,823</u>	<u>9,864,948,185</u>
Net Increase/(Decrease)	<u>564,702,639</u>	<u>(1,839,187,618)</u>



	2025 Taka	2024 Taka	
44. Increase/(decrease) in other liabilities			
Accumulated provision against loans and advances	22,975,424,603	25,316,192,622	
Provision for current tax	(1,554,008,557)	(375,593,116)	
Interest suspense account	43,980,255,448	26,556,806,032	
Accounts payable - Bangladesh Bank	102,168,323	13,653,420	
Provision against other assets	529,556,495	378,956,495	
Accrued expenses	39,401,593	46,375,073	
Provision against investments	3,618,140,607	3,409,533,390	
Provision against off balance sheet items	1,106,201,225	992,201,225	
Others	1,974,793,633	1,917,525,438	
	72,771,933,370	58,255,650,579	
Less: Adjustment for provision and others	29,695,037,042	29,695,037,042	
	47,523,339,795	28,571,736,540	
Net (Decrease)/Increase	18,951,603,257	18,705,022,319	
45. Net Operating Cash Flow Per Share (NOCFPS)			
Net Operating Cash Flow	(1,831,820,223)	(38,175,735,801)	
Weighted average number of shares	895,694,749	895,694,749	
Net Operating Cash Flow Per Share (NOCFPS)	(2.05)	(42.62)	
45(a) Consolidated Net Operating Cash Flow Per Share (NOCFPS)			
Net Operating Cash Flow	(1,431,812,201)	(37,826,740,067)	
Weighted average number of shares	895,694,749	895,694,749	
Net Operating Cash Flow Per Share (NOCFPS)	(1.60)	(42.23)	
	31.12.2025	31.12.2024	
	Taka	Taka	
46 Net Asset Value Per Share (NAVPS)			
Net Asset Value	(32,282,946,199)	4,780,255,939	
Number of shares outstanding a the end of the period	895,694,749	895,694,749	
Net Asset Value Per Share (NAVPS)	(36.04)	5.34	
46(a) Consolidated Net Asset Value Per Share (NAVPS)			
Net Asset Value	(32,461,174,576)	6,439,558,240	
Number of shares outstanding a the end of the period	895,694,749	895,694,749	
Net Asset Value Per Share (NAVPS)	(36.24)	7.19	
47. Reconciliation of Net Profit after Taxation & Operating Profit before changes in operating assets & liabilities			
Cash flows from operating activities			
Net Profit after Taxation	(37,062,207,296)	(19,179,484,085)	
Provision for Tax	222,813,640	269,355,568	
Provision for Loans, Investment and others	597,144,159	453,625,117	
Increase in interest receivable	10,756,960,772	(6,311,812,712)	
(Decrease)/Increase interest Payable on Deposits	329,079,946	2,652,276,552	
Non cash items, Lease impact and others	273,244,387	215,773,703	
Income tax paid	(526,864,087)	(710,579,586)	
Effect of exchange rate changes on cash & cash equivalents	187,210,460	753,986,022	
Operating Profit before changes in operating assets & liabilities	(25,222,618,019)	(21,856,859,422)	
48. Conversion Rates			
Assets and liabilities as at December 31, 2025 denominated in foreign currencies have been converted to local currency Bangladesh Taka (BDT) at the following exchange rates:			
Currency	Abbreviation	Unit	Equivalent to BDT
British Pound Sterling	GBP	1.00	165.1353
European Currency	EURO	1.00	143.9127
Indian Rupee	INR	1.00	1.3599
US Dollar	USD	1.00	122.2500
Honkong Dollar	HKD	1.00	15.7166




49. Highlights of the overall activities of the Bank

(Amount in Taka)

Sl no.	Particulars	31 Dec 2025	31 Dec 2024
1	Paid-up capital	8,956,947,490	8,956,947,490
2	Total capital	(19,239,129,906)	16,513,857,249
3	Capital surplus/(shortfall)	(82,909,515,435)	(42,984,350,026)
4	Total assets	419,108,158,258	409,877,297,362
5	Total deposits	332,986,696,389	322,919,909,181
6	Total loans and advances	359,522,576,249	331,852,111,651
7	Total contingent liabilities and commitments	42,005,297,507	47,642,935,888
8	Credit-deposit ratio**	104.17%	98.54%
9	Ratio of classified loans against total loans and advances*	56.53%	67.14%
10	Profit after tax and provision	(37,062,207,296)	(19,179,484,085)
11	Loans classified during the Year	57,453,848,648	142,545,177,181
12	Provision kept against classified loans	14,880,840,630	18,527,268,728
13	Provision surplus/ (deficit)	-	-
14	Cost of fund	10.85%	9.38%
15	Interest earning assets	184,879,373,436	140,746,188,175
16	Non-interest earning assets	234,228,784,823	269,131,109,188
17	Return on investments (ROI)	7.81%	6.78%
18	Return on assets (ROA)	-8.942%	-4.54%
19	Income from investments	3,968,780,663	4,920,209,441
20	Earnings per share	(41.38)	(21.41)
21	Net Income per share	(41.38)	(21.41)
22	Price-earnings ratio (Times)	(0.10)	(0.36)


*CL ratio excluding Mumbai Branch Loan is 56.65%.

** Credit-deposit ratio calculation has been done as per Bangladesh Bank guidelines.



Reazul Islam

Acting President & Managing Director




Dr. Nasima A. Rahman

Independent Director



Feroz Ahmed

Vice Chairman



Kaiser A. Chowdhury

Chairman



Annexure-A

AB Bank Limited
Currency wise Balances

Name of the bank	Location	Name of currency	As at December 31, 2025		
			Amounts in foreign currency	Conversion rate	Equivalent amounts in BDT
Commerz Bank CAD	Germany	CAD	14,541	89.299	1,298,495
Commerz Bank UKP	Germany	UKP	89,766	165.135	14,823,473
Commerz Bank CHF	Germany	CHF	20,945	155.002	3,246,457
Mashreq Bank Psc	UAE	AED	902	33.287	30,028
Zhei Chou Commercial Bank Co. Lt	China	CNY	64,413	17.472	1,125,416
Commerz Bank AG	Germany	EUR	620,887	143.913	89,353,491
Commerz Bank JPY	Japan	JPY	47,131,129	0.7835	36,927,240
JP Morgan Chase Bank	Newyork	USD	5,024,501	122.250	614,245,274
Myanmar Economic Bank	Myanmar	ACU	410	122.250	50,123
Citibank NA	Newyork	USD	10,301,312	122.250	1,259,335,349
Hatton National Bank Limited	Colombo	ACU	8,129	122.250	993,818
Commerz Bank AG	Germany	USD	3,006,309	122.250	367,521,323
MCB Bank Ltd	Karachi	ACU	45,527	122.250	5,565,643
Nabil Bank Limited	Nepal	ACU	468	122.250	57,182
Mashreq Bank Psc	Newyork	USD	2,251,728	122.250	275,273,738
Habib America Bank	Newyork	USD	5,777,681	122.250	706,321,550
Habib Metro Bank	Karachi	ACU	6,539	122.250	799,376
MFT, Yangon	Myanmar	ACU	1,000	122.250	122,250
Sonali Bank (Kolkata)	Kolkata	ACU	4,418	122.250	540,136
Zhei Chou Commercial Bank Co. Lt	China	USD	5,930	122.250	724,916
JPMC NY (OBU)	Newyork	USD	415,508	122.250	50,795,907
Commerz Bank AG (OBU)	Germany	EUR	14,065	143.913	2,024,126
Habib American Bank Limited	Newyork	USD	5,302,341	122.250	648,211,187
JP CHASE ACU	Newyork	USD	19,118,247	122.250	2,337,205,696
Reserve Bank of India	Mumbai	INR	52,461,665	1.360	71,342,869
HDFC Bank CSDL	India	INR	7,695,314	1.360	10,464,894
HDFC Bank Limited	India	INR	47,521,214	1.360	64,624,326
Kotak Mahindra Bank	India	INR	144,554,494	1.3599	196,580,347
Total					6,759,604,629



AB Bank Limited
Investment in Shares
As at 31 December 2025

Amount in Taka

Particulars	Number of shares	Market price per share	Total market price	Cost per Share	Total cost
Quoted ordinary share					
IFIC Bank PLC	10,566,504	4.60	48,605,918	14.12	149,195,993
National Bank Limited	4,102,825	3.20	13,129,040	13.51	55,415,398
First Janata Bank Mutual Fund	322,865	2.60	839,449	8.30	2,679,780
AB Bank 1st Mutual Fund	37,086,435	2.60	96,424,731	6.27	232,672,073
Green Delta Mutual Fund	3,255,663	3.00	9,766,989	8.18	26,622,003
LR Global Bangladesh Mutual Fund One	10,369,343	2.70	27,997,226	9.64	100,000,000
Popular Life First Mutual Fund	748,477	2.40	1,796,345	5.12	3,829,325
Trust Bank 1st Mutual Fund	1,920,904	2.40	4,610,170	6.45	12,385,876
Dhaka Electric Supply Company Limited	7,023,759	20.50	143,987,060	87.73	616,189,380
Khulna Power Company Limited	345,865	10.50	3,631,583	88.49	30,606,883
Padma Oil Company Limited	347,094	168.20	58,381,211	299.66	104,010,918
Powergrid Company of Bangladesh Limited	4,936,500	26.70	131,804,550	77.25	381,352,927
Standard Insurance Ltd	141,103	39.60	5,587,679	53.45	7,542,474
Union Insurance Company Ltd	500,000	36.70	18,350,000	54.96	27,477,570
Active Fine Chemicals Ltd	12,482,131	5.50	68,651,721	13.17	164,364,436
Beximco Pharmaceuticals Limited	799,147	102.10	81,592,909	188.65	150,756,379
Orion Pharma Limited	1,729,114	27.40	47,377,724	96.65	167,116,595
BBS Cables PLC	1,681,226	15.20	25,554,635	79.46	133,584,799
BSRM Steels Limited	2,437,818	63.10	153,826,316	98.09	239,135,561
GPH Ispat Limited	529,750	16.00	8,476,000	51.80	27,441,421
IFAD Autos PLC	1,073,330	21.60	23,183,928	78.71	84,481,704
Heidelberg Cement Bangladesh PLC	66,720	216.10	14,418,192	555.88	37,088,160
Argon Denims Limited	2,181,264	17.60	38,390,246	33.05	72,096,990
Shasha Denims Limited	1,935,378	15.60	30,191,897	38.52	74,546,499
Union Capital Limited	2,440,006	2.60	6,344,016	61.08	149,037,209
ADN Telecom Limited	669,483	57.80	38,696,117	136.96	91,693,028
Genex Infosys PLC	200,000	26.90	5,380,000	81.60	16,320,946
Khan Brother PP Oven Bag	300,000	47.40	14,220,000	149.67	44,900,239
SAIF Powertec Limited.	2,741,567	4.90	13,433,678	39.24	107,576,104
Unique Hotel & Resorts PLC	315,637	38.20	12,057,333	62.08	19,595,764
Total			1,146,706,661		3,329,716,434

Quoted (Under special fund and investment policy as per DOS Circular no.01/2020)

Particulars	Number of shares	Market price per share	Total market price	Cost per Share	Total cost
Grameen One : Scheme 2	3,865,039	10.80	41,742,421	18.29	70,707,495
NLI First Mutual Fund	600,000	14.40	8,640,000	15.81	9,485,212
Beximco Pharmaceuticals Limited	1,500,004	102.10	153,150,408	215.50	323,246,983
Orion Pharma Limited	735,590	27.40	20,155,166	116.05	85,364,266
Sileo Pharmaceuticals Limited	1,879,272	13.50	25,370,172	25.57	48,044,879
Beximco Green Sukuk Al Istisna'a	5,434,344	57.00	309,757,608	100.00	543,434,400
Bangladesh Export Import Company Ltd.	1,492,042	110.10	164,273,824	82.57	123,200,125
LankaBangla Finance PLC	1,016,972	12.30	12,508,756	39.86	40,540,232
Powergrid Company of Bangladesh Limited	589,264	26.70	15,733,349	63.00	37,123,697
ADN Telecom Limited	69,752	57.80	4,031,666	139.55	9,734,178
BBS Cables PLC	356,839	15.20	5,423,953	56.20	20,054,845
GPH Ispat Limited	2,958,445	16.00	47,335,120	50.12	148,282,898
			808,122,443		1,459,219,210

Shares/Bond (unquoted)

Particulars	Number of shares	Market price/NAV per share	Total market price/ Net Asset Value	Cost per Share	Total cost
CDBL	5,000,000	42.18	210,900,000	2.00	10,000,000
CDBL (Placement)	711,804	42.18	30,023,893	8.00	5,694,430
IIDFCL	2,667,923	-	-	6.16	16,421,700
Bangladesh Fund	2,000,000	78.11	156,220,000	100.00	200,000,000
Total un-quoted shares (b)			397,143,893		232,116,130

Strategic Investment:

Particulars	Number of shares	Cost price	Book Value
Amana Bank Limited PLC, Sri Lanka	20,949,916	616,735,915	248,203,315
Total Strategic Investment (c)	20,949,916	616,735,915	248,203,315
Total investment (a+b+c)			5,434,282,852



AB Bank Limited
Schedule of Fixed Assets
As of 31 December 2025

Particulars	Amount in Taka							Total
	Land and Building	Furniture and Fixtures	Office Appliances	Electrical Appliances	Motor Vehicles	Intangible Assets	Right of Use Assets	
Cost/ Revaluation								
Balance at 01 January 2025	2,271,171,345	341,642,404	64,506,271	2,131,508,528	261,392,103	1,050,755,872	1,329,421,828	7,450,398,350
Addition during the period	7,185,124	1,326,700	1,326,700	275,461,748	17,200,000	268,356,914	-	569,530,486
Less: Disposal/Adjustment during the period	-	9,321,304	378,449	142,204,652	44,429,300	-	-	196,335,705
Adjustment for USD/ INR Rate Fluctuation	-	106,146	90,723	1,118,923	116,908	1,355,551	-	2,788,251
At 31 December 2025	2,271,171,345	339,400,078	65,363,799	2,263,646,701	234,045,895	1,317,757,235	1,329,421,828	7,820,806,380
Accumulated Depreciation								
Balance at 01 January 2025	229,405,900	216,501,185	57,239,954	1,822,068,231	223,322,089	933,053,896	1,322,677,828	4,804,269,082
Addition during the period	13,609,535	16,256,986	1,593,119	153,545,529	12,271,134	75,963,503	560,000	273,799,806
Less: Disposal/Adjustment during the period	-	7,045,895	368,870	140,425,595	39,496,496	-	-	187,336,856
Adjustment for USD/ INR Rate Fluctuation	-	103,845	90,684	1,082,412	116,908	755,443	-	2,149,292
At 31 December 2025	243,015,435	225,608,431	58,373,519	1,834,105,753	195,979,819	1,008,261,956	1,323,237,828	4,888,582,740
Net Book Value								
At 31 December 2025	2,028,155,909	113,791,647	6,990,280	429,540,948	38,066,076	309,495,280	6,184,000	2,932,224,140

As of 31 December 2024

Particulars	Amount in Taka							Total
	Land and Building	Furniture and Fixtures	Office Appliances	Electrical Appliances	Motor Vehicles	Intangible Assets	Right of Use Assets	
Cost/ Revaluation								
Balance at 01 January 2024	2,271,171,345	342,294,328	63,155,297	2,077,084,164	261,151,291	1,016,993,535	1,329,421,828	7,361,271,787
Addition during the year	-	3,491,405	1,324,100	60,778,706	-	32,027,022	-	97,621,233
Less: Disposal/Adjustment during the year	-	4,359,938	160,000	8,516,512	-	-	-	13,036,450
Adjustment for USD/ INR Rate Fluctuation	-	216,609	186,874	2,162,170	240,812	1,735,315	-	4,541,780
At 31 December 2024	2,271,171,345	341,642,404	64,506,271	2,131,508,528	261,392,103	1,050,755,872	1,329,421,828	7,450,398,350
Accumulated Depreciation								
Balance at 01 January 2024	215,447,403	203,101,304	55,473,593	1,711,051,389	211,218,423	876,773,489	1,233,177,831	4,506,243,432
Addition during the year	13,958,497	16,851,826	1,738,160	116,824,125	11,862,854	54,534,524	89,499,997	305,269,983
Less: Disposal/Adjustment during the year	-	3,661,535	157,887	7,716,417	-	-	-	11,535,839
Adjustment for USD/ INR Rate Fluctuation	-	209,590	186,088	1,909,134	240,812	1,745,883	-	4,291,507
At 31 December 2024	229,405,900	216,501,185	57,239,954	1,822,068,231	223,322,089	933,053,896	1,322,677,828	4,804,269,083
Net Book Value								
At 31 December 2024	2,041,765,444	125,141,219	7,266,317	309,440,297	38,070,014	117,701,977	6,744,000	2,646,129,268



AB Bank PLC.

**Detailed of Risk Weighted Assets under Basel III
As at 31 December 2025**

Risk Weighted Assets (RWA) for	31.12.2025		31.12.2024	
	Exposure	Risk Weighted Asset	Exposure	Risk Weighted Asset
	A. Credit Risk			
On- Balance sheet (as shown below)	395,619,612,197	478,660,172,230	382,192,779,328	440,699,514,247
Off-Balance sheet (as shown below)	13,512,141,883	12,124,429,040	12,734,985,763	10,728,695,046
B. Market Risk	-	8,195,051,800	-	8,649,287,228
C. Operational Risk	-	10,383,431,165	-	15,908,161,683
Total RWA (A+B+C)	409,131,754,080	509,363,084,234	394,927,765,092	475,985,658,203

Credit Risk - On Balance Sheet

Sl.	Exposure Type	31.12.2025		31.12.2024	
		Exposure	Risk Weighted Asset	Exposure	Risk Weighted Asset
		a) Cash and Cash Equivalents	1,230,245,202	-	1,492,913,435
b) Claims on Bangladesh Government and Bangladesh Bank	15,913,831,431	-	22,080,389,595	-	
c) Claims on other Sovereigns & Central Banks*	1,906,926,655	953,463,328	1,973,679,220	986,839,610	
d) Claims on Bank for International Settlements, International Monetary Fund and European Central Bank	-	-	-	-	
e) Claims on Multilateral Development Banks (MDBs)	-	-	-	-	
f) Claims on Public Sector Entities (other than Government) in Bangladesh	-	-	-	-	
g) Claims on Banks and Non-bank Financial Institution (NBFI)					
i) Original maturity over 3 months	730,126,964	297,476,841	1,065,498,702	633,636,791	
ii) Maturity less than 3 months	9,221,124,606	1,844,224,921	5,881,473,010	1,176,294,602	
h) Claims on Corporate (excluding equity exposure)	58,176,959,759	60,150,337,117	57,060,123,420	51,024,026,370	
i) Claims on SME	11,852,229,551	10,046,588,166	12,320,815,747	11,021,529,914	
j) Claims under Credit Risk Mitigation	14,221,019,273	10,264,947,435	10,951,736,694	6,726,668,383	
Fixed Risk Weight Groups:					
k) Claims categorized as retail portfolio (excluding consumer loan)	1,648,641,781	1,236,481,336	1,629,788,447	1,222,341,335	
l) Consumer Loan	3,320,396,409	3,320,396,409	2,877,475,096	2,877,475,096	
m) Claims fully secured by residential property	120,155,775	60,077,888	213,000,000	106,500,000	
n) Claims fully secured by commercial real estate	9,334,644,241	9,334,644,241	3,650,900,000	3,650,900,000	
o) Past Due Claims (Risk weights are to be assigned net of specific provision)	238,501,210,629	352,093,982,668	216,790,715,877	315,970,669,497	
p) Claims fully secured against residential property that are past due for more than 90 days and/or impaired specific provision held there-against is less than 20% of outstanding amount	82,941,000	82,941,000	95,100,000	95,100,000	
q) Investments in venture capital	3,229,821,302	3,229,821,302	3,229,821,302	3,229,821,302	
r) Claim on Capital Market Exposure	1,687,418,588	2,109,273,235	1,642,025,805	2,052,532,257	
s) Unlisted equity investments and regulatory capital instruments issued by other banks (other than those deducted from capital) held in banking book	8,711,329,750	10,889,162,188	9,511,329,750	11,889,162,188	
t) Investments in premises, plant and equipment and all other fixed assets	2,622,710,477	2,622,710,477	2,527,853,489	2,527,853,489	
u) Claims on all fixed assets under operating lease	-	-	-	-	
v) All other assets	13,107,878,803	10,123,643,680	27,198,139,738	25,508,163,413	
Total	395,619,612,197	478,660,172,230	382,192,779,328	440,699,514,247	



AB Bank PLC.

**Detailed of Risk Weighted Assets under Basel III
As at 31 December 2025**

Credit Risk - Off Balance Sheet

BDT

Sl.	Exposure Type	31.12.2025		31.12.2024	
		Exposure	Risk Weighted Asset	Exposure	Risk Weighted Asset
1	2	3	4	5	6
a)	Claims on Bangladesh Government and Bangladesh Bank	-	-	-	-
b)	Claims on other Sovereigns & Central Banks	-	-	-	-
c)	Claims on Bank for International Settlements, International Monetary Fund and European Central Bank	-	-	-	-
d)	Claims on Multilateral Development Banks (MDBs):	-	-	-	-
e)	Claims on Public Sector Entities (other than Government) in Bangladesh	-	-	-	-
f)	Claims on Banks:	-	-	-	-
	i) Maturity over 3 months	-	-	-	-
	ii) Maturity less than 3 months	11,493,026	2,298,605	3,840,151	768,030
g)	Claims on Corporate (excluding equity exposure)	10,782,388,861	9,930,478,155	9,552,325,612	8,155,797,015
h)	Against retail portfolio (excluding consumer loan)	185,929,843	139,447,382	167,100,000	125,325,000
hi)	Claims on SME	2,532,330,153	2,052,204,898	3,011,720,000	2,446,805,000
i)	Consumer Loan	-	-	-	-
j)	Claims fully secured by residential property	-	-	-	-
k)	Claims fully secured by commercial real estate	-	-	-	-
l)	Investments in venture capital	-	-	-	-
m)	All other assets	-	-	-	-
	Total	13,512,141,883	12,124,429,040	12,734,985,763	10,728,695,046



AB Bank PLC.

**Disclosures on Risk Based Capital (Basel III)
As at 31 December 2025**

These disclosures have been made in accordance with the Bangladesh Bank BRPD Circular no. 18 dated 21 December 2014 as to guidelines on 'Risk Based Capital Adequacy for Banks' in line with Basel III.

1. Capital adequacy under Basel-III

To cope with the international best practices and to make the Bank's capital more risk sensitive as well as more shock resilient, 'Guidelines on Risk Based Capital Adequacy (RBCA) for Banks' (revised regulatory capital framework in line with Basel III) have been introduced from 01 January 2015. The guidelines were issued by Bangladesh Bank (BB) under section 13 and section 45 of the Bank Company Act, 1991 (amendment up to date).

Basel III guidelines are structured on the following aspects:

- a) Minimum capital requirements to be maintained by a Bank against credit, market, and operational risks.
- b) Process for assessing the overall capital adequacy aligned with risk profile of a Bank as well as capital growth plan.
- c) Framework of public disclosure on the position of a Bank's risk profiles, capital adequacy, and risk management system.

2. Scope of application

Basel III guidelines apply to all scheduled banks on 'Solo' basis as well as on 'Consolidated' basis where-

- Solo Basis refers to all position of the Bank and its local and overseas branches/offices; and
- Consolidated basis refers to all position of the bank (including its local and overseas branches/offices) and its subsidiary company(ies) engaged in financial (excluding insurance) activities like Merchant banks, Brokerage Firms, Discount Houses, etc. (if any).

AB Bank followed the scope narrated above. Bank has Tier 1 capital (going concern) and Tier 2 capital (gone concern) structure at the moment.

3. Capital base

Regulatory capital has been categorised into following way:

- 1) Tier 1 capital (going concern capital)
 - a) Common equity Tier I
 - b) Additional Tier I
- 2) Tier 2 capital (gone concern)

1. (a) Common Equity Tier 1 Capital

For the local Banks, Common Equity Tier 1 (CET1) capital shall consist of sum of the following items:

- a) Paid up capital
- b) Non repayable share premium account
- c) Statutory reserve
- d) General reserve
- e) Retained earnings
- f) Dividend equalization reserve
- g) Noncontrolling interest in subsidiaries

Less: Regulatory adjustments applicable on CET1



AB Bank PLC.

**Disclosures on Risk Based Capital (Basel III)
As at 31 December 2025**

1. (b) Additional Tier 1 Capital

For the local Banks, Additional Tier 1 (AT1) capital shall consist of the following items:

- a) Instruments issued by the banks that meet the qualifying criteria for AT1
- b) Non-controlling Interest i.e. AT1 issued by consolidated subsidiaries to third parties (for consolidated reporting only);

Less: Regulatory adjustments applicable on AT1 Capital

2. Tier 2 Capital

Tier 2 capital, also called 'gone-concern capital', represents other elements which fall short of some of the characteristics of the core capital but contribute to the overall strength of a bank. For the local banks, Tier 2 capital shall consist of the following items:

- a) General provisions
- b) Subordinated debt / Instruments issued by the Banks that meet the qualifying criteria for Tier 2 capital;
- c) Noncontrolling Interest i.e. Tier 2 capital issued by consolidated subsidiaries to third parties as specified

Less: Regulatory adjustments applicable on Tier 2 capital;

4. Limits (Minima and Maxima)

These instructions will be adopted in a phased manner starting from the January 2015, with full implementation of capital ratios from the beginning of 2019. Banks will be required to maintain the following ratios on an ongoing basis:

- a) Common equity Tier 1 of at least 4.5% of the total RWA.
- b) Tier 1 capital will be at least 6.0% of the total RWA.
- c) Minimum CRAR of 10% of the total RWA.
- d) Additional Tier 1 capital can be admitted maximum up to 1.5% of the total RWA or 33.33% of CET1, whichever is higher (For the purpose of calculating Tier 1 capital and CRAR, the excess Additional Tier 1 capital and Tier-2 capital can only be recognized if the bank has CET1 ratio in excess of the minimum requirement of 7.0% (i.e. 4.5% plus capital conservation buffer of 2.5%). Further, any excess Additional Tier 1 and Tier 2 capital will be recognized in the same proportion as stipulated above i.e. the recognition of excess Additional Tier 1 (above 1.5%) is limited to the extent of 33.3% (1.5/4.5) of the CET1 in excess of 7.0% requirement. Similarly, the excess Tier 2 capital (above 4.0%) shall be recognized to the extent of 88.89% (4.0/4.5) of the CET1 in excess of 7.0% requirement.)
- e) Tier 2 capital can be admitted maximum up to 4.0% of the total RWA or 88.89% of CET1, whichever is higher
- f) In addition to minimum CRAR, Capital Conservation Buffer (CCB) of 2.5% of the total RWA is

Minimum capital requirements of the BASEL III:

Particulars	2025
Minimum Common Equity Tier-1 Capital Ratio	4.50%
Capital Conservation Buffer	2.50%
Minimum CET-1 plus Capital Conservation Buffer	7.00%
Minimum T-1 Capital Ratio	6.00%
Minimum Total Capital Ratio	10.00%
Minimum Total Capital plus Capital Conservation Buffer	12.50%



AB Bank PLC.

**Disclosures on Risk Based Capital (Basel III)
As at 31 December 2025**

5. Capital conservation buffer

Banks are required to maintain a capital conservation buffer of 2.5%, comprised of Common Equity Tier 1 capital, above the regulatory minimum capital requirement of 10%. Banks should not distribute capital (i.e. pay dividends or bonuses in any form) in case capital level falls within this range. However, they will be able to conduct business as normal when their capital levels fall into the conservation range as they experience losses.

Therefore, the constraints imposed are related to the distributions only and are not related to the operations of banks. The distribution constraints imposed on Banks when their capital levels fall into the range increase as the Banks' capital levels approach the minimum requirements. The table below shows the minimum capital conservation ratios a Bank must meet at various levels of the Common Equity Tier 1 capital ratios.

Bank's minimum capital conservation standards

CET-1 ratio	Minimum capital conservation ratio (expressed as percentage of earnings)
4.5% - 5.125%	100%
>5.125% - 5.75%	80%
>5.75% - 6.375%	60%
>6.375% - 7.0%	40%
>7.0%	0%

6 Regulatory adjustments / deductions

In order to arrive at the eligible regulatory capital for the purpose of calculating CRAR, Banks are required to make the following deductions from CET1/capital:

- Shortfall in provisions against NPLs and investments
- Goodwill and all other intangible assets
- Deferred tax assets (DTA)
- Defined benefit pension fund assets
- Gain on sale related to securitisation transactions
- Investment in own shares
- Investments in the capital of Banking, Financial and Insurance entities
(Reciprocal crossholdings in the Capital of Banking, Financial and Insurance entities)

Transitional arrangements for capital deductions

Transitional Arrangements for Capital Deductions:

Phase-in of deductions from Tier 2	2015	2016	2017	2018	2019
RR for Fixed Assets	20%	40%	60%	80%	100%
RR for Securities	20%	40%	60%	80%	100%
RR for Equity Securities	20%	40%	60%	80%	100%

Bank complied with the conditions as embodied in this respect wherever applicable.

7. Leverage Ratio

A minimum Tier 1 leverage ratio of 3.75% is being prescribed both at solo and consolidated level. The banks will maintain leverage ratio on quarterly basis. The calculation at the end of each calendar quarter will be submitted to BB showing the average of the month end leverage ratios based on the following definition of capital and total exposure.

$$\text{Leverage Ratio} = \frac{\text{Tier 1 Capital (after related deductions)}}{\text{Total Exposure (after related deductions)}}$$



AB Bank PLC.

Disclosures on Risk Based Capital (Basel III)

As at 31 December 2025

8. a) **Credit Risk**

Credit risk is the potential that a bank borrower or counterparty fails to meet its obligation in accordance with agreed term.

Bank followed the suggested methodology, process as contained in the guidelines.

b) **Methodology**

Bangladesh Bank adopted Standardised approach for calculating Risk Weighted Assets. The capital requirement for credit risk is based on the risk assessment made by external credit assessment institutions (ECAIs) recognized by BB for capital adequacy purposes. Banks are required to assign a risk weight to all their on balance sheet and off balance sheet exposures. Risk weights are based on external credit rating (solicited) which was mapped with the BB rating grade or a fixed weight that is specified by Bangladesh Bank.

c) **Credit risk mitigation**

AB Bank uses a number of techniques to reduce its credit risk to which the Bank is exposed. For example, exposures may be collateralised by first priority claims, in whole as in part with cash or securities, a loan exposure may be guaranteed by a third party. Additionally, Bank may agree to net loans owed to them against deposits from the same counterparty.

Bank uses comprehensive approach as adopted by the Central Bank. In this approach when taking collateral, Bank will need to calculate adjusted exposure to a counterparty for capital adequacy purposes in order to take account of the effects of that collateral. Using haircut, Bank is required to adjust both the amount of the exposure to the counterparty and the value of any collateral received in support of that counterparty to take account of possible future fluctuations in the value of either, occasioned by market movements. This will produce volatility adjusted amounts for both exposure and collateral.

9. a) **Market Risk**

Market risk is defined as the risk of losses in on and off-balance sheet positions arising from movements in market prices. The market risk positions subject to this requirement are:

- i) The risks pertaining to interest rate related instruments and equities in the trading book; and
- ii) Foreign exchange risk and commodities risk throughout the Bank (both in the Banking and in the trading book).

b) **Methodology**


In Standardized Approach, the capital requirement for various market risks (interest rate risk, equity price risk, commodity price risk, and foreign exchange risk) is determined separately. The total capital requirement in respect of market risk is the sum of capital requirement calculated for each of these market risk sub-categories. The methodology to calculate capital requirement under Standardized Approach for each of these market risk categories is as follows:

- a) Capital Charge for Interest Rate Risk = Capital Charge for Specific Risk + Capital Charge for General Market Risk.
- b) Capital Charge for Equity Position Risk = Capital Charge for Specific Risk + Capital Charge for General Market Risk.
- c) Capital Charge for Foreign Exchange Risk = Capital Charge for General Market Risk
- d) Capital Charge for Commodity Position Risk = Capital Charge for General Market Risk

Bank followed the suggested methodology, process as contained in the Guidelines.

10. a) **Operational risk**

Operational risk is defined as the risk of losses resulting from inadequate or failed internal processes, people and systems or from external events. This definition includes legal risk, but excludes strategic and reputation risk.



AB Bank PLC.

**Disclosures on Risk Based Capital (Basel III)
As at 31 December 2025**

b) Measurement methodology

Banks operating in Bangladesh shall compute the capital requirements for operational risk under the Basic Indicator Approach (BIA). Under BIA, the capital charge for operational risk is a fixed percentage, denoted by (alpha), of average positive annual gross income of the bank over the past three years. Figures for any year in which annual gross income is negative or zero, should be excluded from both the numerator and denominator when calculating the average.

Bank followed the suggested methodology, process as contained in the guidelines.

11. Disclosure under Pillar III

Disclosure given below as specified by RBCA guidelines dated 21 December 2014:

A) Scope of application

Qualitative disclosure

(a) The name of the top corporate entity in the group to which this guidelines applies.	AB Bank PLC.
(b) An outline of differences in the basis of consolidation for accounting and regulatory purposes, with a brief description of the entities within the group (a) that are fully consolidated; (b) that are given a deduction treatment; and (c) that are neither consolidated nor deducted (e.g. where the investment is risk-weighted).	The consolidated financial statements of the Bank include the financial statements of (a) AB Bank PLC. (b) AB Investment Limited (c) AB Securities Limited (d) Cash Link Bangladesh Limited and (e) AB International Finance Limited. A brief description of these are given below: AB Bank PLC. (ABBP) AB Bank PLC. is one of the first generation private commercial banks (PCBs), incorporated in Bangladesh on 31 December 1981 as a public limited company under the Companies Act 1913, subsequently replaced by the Companies Act 1994, and governed by the Bank Company Act 1991 (amendment up to date) . The Bank went for public issue of its shares on 28 December 1983 and its shares are listed with Dhaka Stock Exchange and Chittagong Stock Exchange respectively. AB Bank PLC. has 105 Branches including 1 Islami Banking Branch, 1 Overseas Branch in Mumbai, India. The Bank has five (05) subsidiary companies, AB Investment Limited (ABIL), AB Securities Limited (ABSL), CashLink Bangladesh Limited (CBL), AB International Finance Limited (ABIFL), incorporated in Hong Kong, and Arab Bangladesh Bank Foundation (ABBF).
(b) An outline of differences in the basis of consolidation for accounting and regulatory purposes, with a brief description of the entities within the group (a) that are fully consolidated; (b) that are given a deduction treatment; and (c) that are neither consolidated nor deducted (e.g. where the investment is risk-weighted).	AB Investment Limited AB Investment Limited (ABIL), a Subsidiary of AB Bank PLC. was incorporated under the Companies Act, 1994 on 24 December 2009 with a view to run and manage the operations of Merchant Banking Wing of AB Bank PLC. independently. AB Investment Limited started its operation on 10 March 2010. AB Investment Limited has achieved an unparallel reputation as a leading Merchant Banker through providing portfolio management services by maintaining a high level of professional expertise and integrity in client relationship. ABIL's Registered Office is located at WW Tower (Level 7), 68 Motijheel C.A., Dhaka. ABIL has two branch offices at Agrabad, Chittagong and Chowhatta, Sylhet.



AB Bank PLC.

Disclosures on Risk Based Capital (Basel III)

As at 31 December 2025

(b)		<p><u>AB Securities Limited</u> Brokerage business of Arab Bangladesh Bank Foundation has been transferred to the newly formed AB Securities Limited (ABSL) vide Bangladesh Bank approval letter BRPD(R-1)717/2009-493 dated 08 November 2009. Main objective of the company is to act as a stock broker to buy and sell Securities, Bond, Debenture, etc. on behalf of clients. ABSL also manages its own portfolio under Stock Dealer License. ABSL is a member of both Dhaka Stock Exchange Ltd. and Chittagong Stock Exchange Ltd. ABSL started its operation independently on 02 August 2010, before that it was operated under the ABBF License.</p> <p><u>Cashlink Bangladesh Limited</u> Cashlink Bangladesh Limited (CBL) was incorporated on 24 September 2008 in Bangladesh under the Companies Act 1994 as a private company limited. AB Bank PLC. presently holds 90% shares in CBL. The principal activity of the company is to install and operate a switched Automated Teller Machines (ATM) and Point of Sales (POS) network on behalf of a number of local and foreign banks.</p> <p><u>AB International Finance Limited</u> AB International Finance Limited (ABIFL) is a company incorporated and domiciled in Hong Kong and has its registered office and principal place of business at Room 1608, 16th Floor, Tower 1, Silvercord, 30 Canton Road, Tsim Sha Tsui, Hong Kong.</p> <p><u>Arab Bangladesh Bank Foundation</u> Bank also has a Subsidiary (99.60% owned by AB Bank) for philanthropic/ CSR activities known as Arab Bangladesh Bank Foundation (ABBF). This has not been included in the consolidation as ABBF operated only for philanthropic purpose and its profit is not distributable to the shareholders. Thus, for ensuring the fair presentation of the financial statements of the parent company (the Bank), the Financial Statements of ABBF has not been consolidated.</p>
(c)	Any restrictions, or other major impediments, on transfer of funds or regulatory capital within the group	Not Applicable
(d)	The aggregate amount of surplus capital of insurance subsidiaries (whether deducted or subjected to an alternative method) included in the capital of the consolidated group.	Aggregate amount of Capital: BDT. 20,000,000 Name of subsidiary: Arab Bangladesh Bank Foundation (ABBF)



AB Bank PLC.

Disclosures on Risk Based Capital (Basel III)
As at 31 December 2025

B) Capital structure

Qualitative disclosure

<p>(a)</p>	<p>Summary information on the terms and conditions of the main features of all capital instruments, especially in the case of capital instruments eligible for inclusion in CET 1, Additional Tier 1 or Tier 2.</p>	<p>The terms and conditions of the main features of all capital instruments have been segregated in line with of the eligibility criteria set forth vide BRPD circular no. 18 dated 21 December 2014 and other relevant instructions given by Bangladesh Bank from time to time. The main features of the capital instruments are as follows:</p> <p>Common Equity Tier 1 capital instruments</p> <p>Paid-up share capital: Issued, subscribed and fully paid up share capital of the Bank. It represents Paid up Capital, Right Shares as well as Bonus Shares issued from time to time.</p> <p>Statutory reserve: As per Section 24(1) of the Bank Company Act, 1991 (amendment up to date), an amount equivalent to 20% of the profit before taxes for each year of the Bank has been transferred to the Statutory Reserve Fund.</p> <p>General reserve: General Reserve created for fulfilling any purpose of the Bank.</p> <p>Retained earnings: Amount of profit retained with the banking company after meeting up all expenses, provisions and appropriations.</p> <p>In this respect, Bank is complied.</p> <p>Additional Tier 1 Capital Bank has Perpetual Bond BDT 571.09 crore as Additional Tier I Capital as on the reporting period.</p> <p>Tier 2 Capital a) General provisions b) Subordinated debt / instruments issued by the banks that meet the qualifying criteria for Tier 2 capital c) Noncontrolling interest i.e. Tier 2 issued by consolidated subsidiaries to third parties as specified Less: Regulatory adjustments applicable on Tier 2 capital</p>
------------	---	---



AB Bank PLC.

Disclosures on Risk Based Capital (Basel III)
As at 31 December 2025

		BDT in Crore			
		31.12.2025		31.12.2024	
		Solo	Conso	Solo	Conso
(b) The amount of Regulatory capital, with separate disclosure of: CET 1 Capital	> Paid up Capital	896	896	896	896
	> Non- repayable share premium account	-	-	-	-
	> Statutory reserve	866	866	866	860
	> General reserve	285	305	285	305
	> Retained earnings	(5,351)	(5,389)	(1,642)	(1,496)
	> Non- Controlling Interest	-	1.3	-	1.3
	> Non- cumulative irredeemable preference shares	-	-	-	-
	> Dividend equalization account	-	-	-	-
		(3,304)	(3,321)	400	566
	Additional Tier 1 Capital	571	571	571	571
	Total Tier 1 Capital	(2,733)	(2,750)	971	1,137
	Tier 2 Capital	971	1,193	908	943
(c) Regulatory Adjustments/Deductions from capital		162	172	228	247
(d) Total eligible capital		(1,924)	(1,729)	1,651	1,833

C) Capital adequacy

Qualitative Disclosure

(a) A summary discussion of the Bank's approach to assessing the adequacy of its capital to support current and future activities.	Capital adequacy is the cushion required to be maintained for covering the Credit Risk, Market Risk and Operational Risk so as to protect the depositors and general creditors interest against such losses. In line with BRPD circular no. 18 dated 21 December, 2014, the Bank has adopted standardised approach for credit risk, standardised (rule based) Approach for Market Risk and Basic Indicator Approach for Operational Risk for computing capital adequacy.
--	--

		Taka in Crore			
		31.12.2025		31.12.2024	
		Solo	Conso	Solo	Conso
(b) Capital requirement for Credit Risk:		4,907.85	4,938.92	4,514.28	4,527.18
(c) Capital requirement for Market Risk:		81.95	88.86	86.49	91.93
(d) Capital requirement for Operational		103.83	111.51	159.08	166.03
(e) Total capital, CET 1 capital, Total Tier 1 capital and Tier 2 capital ratio:					
Total minimum capital requirement @10%		5,093.63	5,139.29	4,759.86	4,785.13
Total capital maintained		(1,923.91)	(1,728.51)	1,651.39	1,832.76
Minimum Tier 1 capital requirement		6.00%	6.00%	6.00%	6.00%
Common Equity Tier-I capital maintained		-6.80%	-6.80%	0.36%	0.67%
Additional Tier-I capital maintained		1.12%	1.11%	1.20%	1.19%
Tier 2 capital ratio maintained		-5.68%	-5.69%	1.56%	1.86%
Min. total capital plus capital conservation buffer requirement		12.50%	12.50%	12.50%	12.50%
Min. total capital plus capital conservation buffer maintained		-3.78%	-3.36%	3.47%	3.83%
(f) Capital Conservation Buffer					
Capital conservation buffer requirement		2.50%	2.50%	2.50%	2.50%
Capital conservation buffer maintained		0.00%	0.00%	0.00%	0.00%
(g) Available Capital under Pillar 2 requirement		-	-	-	-

As per Bangladesh Bank letter no. BSD-06/6000(36)/AB-Ka/2026-330 dated 29 April 2026; there is a provision shortfall of BDT 16,291.40 crore (Loans & Advances : General Provision BDT 1,985.15 crore, Specific Provision: BDT 13,710.13 crore, Investment & Other Assets : BDT 596.12 crore) which has not been maintained.



**Disclosures on Risk Based Capital (Basel III)
As at 31 December 2025**

D) Credit Risk

Qualitative disclosure

<p>(a) The general qualitative disclosure requirement with respect to credit risk, including:</p> <p>> Definitions of past due and impaired (for accounting purposes)</p>	<p>Bank classifies loans and advances (loans and bill discount in the nature of an advance) into performing and Non Performing Loans (NPL) in accordance with the Bangladesh Bank guidelines in this respect,</p> <p>Any Continuous Loan if not repaid/renewed within the fixed expiry date for repayment or after the demand by the bank will be treated as past due/overdue from the following day of the expiry date. Any Demand Loan if not repaid within the claim date for repayment or after the demand by the bank will be treated as past due/overdue from the following day of the claim date. Whereas, In case of any installment(s) or part of installment(s) of a Fixed Term Loan is not repaid within the fixed expiry/due date, the amount of unpaid installment(s) will be treated as past due/overdue from the following day of the expiry/due date.</p> <p>Classified loan is categorized under following 03 (three) categories:</p> <ul style="list-style-type: none"> > Sub-standard > Doubtful > Bad/Loss > A Continuous Loan, Demand Loan, Fixed Term Loan or any installment(s)/part of installment(s) of a Fixed Term Loan which will remain past due/overdue for a period of 03 (three) months or beyond but less than 06 (Six) months, the entire loan will be put into the "Sub-standard (SS)". > "A Continuous Loan, Demand Loan, Fixed Term Loan or any installment(s)/part of installment(s) of a Fixed Term Loan which will remain past due/overdue for a period of 06 (Six) months or beyond but less than 12 (twelve) months, the entire loan will be put into the "Doubtful (DF)". > 'A Continuous loan, Demand loan, Fixed Term Loan or any installment(s)/part of installment(s) of a Fixed Term Loan which will remain past due/overdue for a period of 12 (twelve) months or beyond, the entire loan will be put into the "Bad/Loss (B/L)".
--	--

<p>> Description of approaches followed for specific and general allowances and statistical methods</p>	<p>Provision for loans and advances is made on the basis of quarter-end review by the management and as per instructions contained in BRPD circular No. 15 dated 27 November 2024, BRPD Circular letter No. 29 dated 21 December 2025 and BRPD Circular letter No. 06 dated 25 April 2023. The rates for provisions are stated below :</p>
--	--

Particulars		Agricultural Credit	SMEF	All Other Credit	Off Balance Sheet Exposures
UC	Standard	0.5%, 1%	0.5%, 1%	1%	0%, 0.50%, 0.75%, 1%, 2%, 5%
	SMA	0.5%, 5%	0.5%, 5%	5%	
Classified	SS	20%	20%	20%	
	DF	50%	50%	50%	
	BL	100%	100%	100%	

Note : In case of UC Loan, the above rates will be calculated on outstanding and in case of Classified Loans, the above rates will be calculated on Base for Provision.



AB Bank PLC.

Disclosures on Risk Based Capital (Basel III)
As at 31 December 2025

D) Credit Risk

Qualitative disclosure (cont.)

<p>> Discussion of the Bank's credit risk management policy</p>	<p>The Board approves the credit policy keeping in view relevant Bangladesh Bank guidelines to ensure best practice in credit risk management and maintain quality of assets. Authorities are properly delegated in ensuring check and balance in credit operation at every stage i.e. screening, assessing risk, identification, management and mitigation of credit risk as well as monitoring, supervision and recovery of loans with provision for early warning system. There is a separate Credit Risk Management Division for ensuring proper risk management of Loans and Credit Administration Management Division for monitoring and recovery of irregular loans. Internal control and compliance division independently assess quality of loans and compliance status at least once in a year. Adequate provision is maintained against classified loans as per Bangladesh Bank guidelines. Status of loans are regularly reported to the Board/ Board Audit Committee. Besides, credit risk management process involves focus on monitoring of large loans, sectoral exposures etc. among others limit.</p>
--	---

		31.12.2025		31.12.2024		
		In (%)	BDT/Crore	In (%)	BDT/Crore	
(b) Total gross credit risk exposures broken down by major types of credit exposure	Overdraft	4.52%	1,627	5.07%	1,681	
	Cash credit	0.02%	6	0.02%	8	
	Time loan	9.64%	3,467	10.82%	3,592	
	Term loan	78.58%	28,250	76.29%	25,316	
	Forced loan	4.23%	1,521	4.56%	1,513	
	Bills under LC	0.00%	0	0.00%	0	
	Trust receipt	0.95%	340	1.16%	386	
	Packing credit	0.04%	13	0.03%	11	
	Loan against accepted bills	0.00%	0	0.00%	1	
	Loan-EDF	0.43%	155	0.31%	104	
	Consumer Loan	1.06%	381	1.11%	369	
	Staff loan	0.33%	119	0.34%	113	
	Bills purchased and discounted	0.20%	74	0.27%	90	
	Total	100%	35,952	100%	33,185	
(c) Geographical distribution of exposures, broken down in significant areas by major types of credit exposure	Urban branches					
		Dhaka	73.82%	25,573	75.36%	24,696
		Chattogram	15.55%	5,386	14.28%	4,678
		Khulna	4.11%	1,425	3.93%	1,288
		Sylhet	0.24%	82	0.24%	77
		Barishal	0.11%	40	0.12%	40
		Rajshahi	1.58%	549	1.51%	495
		Rangpur	3.29%	1,138	3.17%	1,037
		Mymensingh	1.29%	448	1.40%	458
		Total	100%	34,641	100%	32,769
	Rural branches					
		Dhaka	91.27%	1,126	54.99%	176
		Chittagong	2.93%	36	17.63%	57
		Khulna	5.18%	64	22.48%	72
		Sylhet	0.37%	5	4.38%	14
		Barisal	0.00%	0	0.00%	-
		Rajshahi	0.00%	0.0	0.03%	0.1
	Rangpur	0.00%	-	0.00%	-	
	Mymensingh	0.26%	3	0.50%	2	
	Total	100%	1,233	100%	321	
Outside Bangladesh						
	ABBP, Mumbai branch	0.22%	78	0.29%	96	
	Total	100%	35,952	100%	33,185	



AB Bank PLC.

Disclosures on Risk Based Capital (Basel III)

As at 31 December 2025

		31.12.2025		31.12.2024	
		In (%)	BDT/Crore	In (%)	BDT/Crore
(d) Industry or counterparty type distribution of exposures, broken down by major types of credit exposure.	Agriculture	1.89%	679	1.77%	588
	Large and medium scale indus.	53.95%	19,396	57.77%	19,170
	Working capital	9.73%	3,499	9.73%	3,230
	Export	0.63%	226	0.72%	238
	Commercial lending	9.37%	3,367	9.37%	3,108
	Small and cottage industry	2.98%	1,073	3.23%	1,073
	Others	21.45%	7,712	17.41%	5,778
		100%	35,952	100%	33,185
(e) Residual contractual maturity breakdown of the whole portfolio, broken down by major types of credit exposure.	Repayable - on demand	0.25%	88	0.95%	316
	- upto 3 months	7.61%	2,737	38.78%	12,868
	- over 3 months but below 1 year	6.69%	2,407	46.83%	15,542
	- over 1 year but below 5 years	79.40%	28,546	7.63%	2,532
	- over 5 years	6.05%	2,174	5.81%	1,928
		100%	35,952	100%	33,185
(f) By major industry or counterparty type:					
i. Amount of impaired loans and if available, past due loans, provided separately		56.53%	20,323	67.14%	22,279
ii. Specific and general provisions		-	2,298	-	2,532
iii. Charges for specific allowances and charge-offs during the period		-	(131)	-	3
(g) Gross Non Performing Assets (NPAs)					
(NPAs) to outstanding Loans & advances	Non Performing Assets (NPAs) NPAs to outstanding loans and advances				
	Movement of NPAs Bangladesh Operations:				
	Opening balance			22,279.14	9,513.70
	Additions			5,745.38	14,254.52
	Reductions			7,701.15	1,489.08
	Closing balance			20,323.37	22,279.14
	Movement of specific provision for NPAs				
	Opening balance			1,852.73	1,937.74
	Provision made/transferred during the year			(130.58)	3.00
	Write-off			(234.06)	(88.01)
	Closing balance			1,488.09	1,852.73

E) Equities: Disclosures for Banking book positions

Qualitative Disclosure

(a) The general qualitative disclosure requirement with respect to the equity risk, including:	
> differentiation between holdings on which capital gains are expected and those taken under other objectives including for relationship and strategic reasons	Investment in equity mainly for capital gain purpose but Bank has some investment for relationship and strategic reasons.



AB Bank PLC.

Disclosures on Risk Based Capital (Basel III)
As at 31 December 2025

Qualitative Disclosure (cont.)	
> discussion of important policies covering the valuation and accounting of equity holdings in the Banking book. This includes the accounting techniques and valuation methodologies used, including key assumptions and practices affecting valuation as well as significant changes in these practices	Quoted shares are valued at cost. Necessary provision is maintained if market price fall below the cost price. Unquoted shares are valued at cost.
(b) Value disclosed in the balance sheet of investment, as well as the fair value of those investments; for quoted securities, a comparison to publicly quoted share values where the share price is materially different from fair value.	Not applicable
(c) The cumulative realized gains (losses) arising from sales and liquidations in the reporting period (2025)	BDT in Crore (0.52)
(d) > Total unrealized gains (losses)	(283.41)
> Total latent revaluation gains (losses)	Nil
> Any amounts of the above included in Tier 2 capital	Nil
(e) Capital requirements broken down by appropriate equity grouping, consistent with the bank's methodology, as well as the aggregate amounts and the type of equity investments subject to any supervisory provisions regarding regulatory capital requirements	Nil

F) Interest Rate Risk in the Banking Book (IRRBB)

Qualitative Disclosure

(a) The general qualitative disclosure requirement including the nature of IRRBB and key assumptions, including assumptions regarding loan prepayments and behavior of non-maturity deposits, and frequency of IRRBB measurement.	Interest rate risk is the potential that the value of the On Balance Sheet and the Off Balance Sheet position of the Bank would be negatively effected with the change in the interest rate. The vulnerability of an institution towards the advance movement of the interest rate can be gauged by using duration GAP under Stress Testing Analysis. AB Bank has also been exercising the Stress Testing using the duration GAP for measuring the Interest Rate Risk on its On Balance Sheet exposure for estimating the impact of the net change in the market value of equity on the Capital to Risk Weighted Assets Ratio (CRAR) due to change in interest rates only on its On Balance Sheet position (as the Bank holds no interest bearing Off Balance Sheet positions and or Derivatives). Under the assumption of three different interest rate changes i.e. 1%, 2% and 3%.
---	---



AB Bank PLC.

**Disclosures on Risk Based Capital (Basel III)
As at 31 December 2025**

Quantitative Disclosure (cont.)

(b) The increase (decline) in earnings or economic value (or relevant measure used by management) for upward and downward rate shocks according to management's method for measuring IRRBB, broken down by currency (as relevant).	BDT in Crore	
	31.12.25	31.12.24
Market value of assets	41,597	40,988
Market value of liability	45,047	40,510
Weighted avg. duration GAP	0.33	0.09
CRAR after different level of Shocks:		
Minor level	-4.04%	3.40%
Moderate level	-4.31%	3.34%
Major level	-4.58%	3.27%

G) Market Risk

Qualitative Disclosure

(a) > Views of BOD on trading/ investment activities	The Board approves all policies related to market risk, sets limits and reviews compliance on a regular basis. The objective is to provide cost effective funding last year to finance asset growth and trade related transaction.
> Methods used to measure Market risk	Standardised approach has been used to measure the market risk. The total capital requirement in respect of market risk is the aggregate capital requirement calculated for each of the risk sub-categories. For each risk category minimum capital requirement is measured in terms of two separately calculated capital charges for 'specific risk' and 'general market risk'.
> Market risk management system	The Treasury Division manage market risk covering liquidity, interest rate and foreign exchange risks with oversight from Asset-Liability Management Committee (ALCO) comprising senior executives of the Bank. ALCO is chaired by the Managing Director. ALCO meets at least once in a month.
> Policies and process for mitigating market risk	There are approved limits for Market risk related instruments both on-balance sheet and off-balance sheet items. The limits are monitored and enforced on a regular basis to protect against market risks. The exchange rate committee of the Bank meets on a daily basis to review the prevailing market condition, exchange rate, forex position and transactions to mitigate foreign exchange risks.
(b) The capital requirements for:	
	BDT in Crore
Interest rate risk	31.12.25 31.12.24
Equity position risk	12.95 14.29
Foreign exchange risk	39.10 43.71
Commodity risk	29.91 28.49
	-
	-
	81.95 86.49



AB Bank PLC.

**Disclosures on Risk Based Capital (Basel III)
As at 31 December 2025**

H) Operational Risk

Qualitative Disclosure

(a) > Views of BOD on system to reduce Operational Risk	The policy for operational risks including internal control and compliance risk is approved by the board taking into account relevant guidelines of Bangladesh Bank. Audit Committee of the Board oversees the activities of Internal Control and Compliance Division (ICCD) to protect against all operational risk.			
> Performance gap of executives and staffs	AB has a policy to provide competitive package and best working environment to attract and retain the most talented people available in the industry. AB's strong brand image plays an important role in employee motivation. As a result, there is no significant performance gap.			
> Potential external events	No potential external events is expected to expose the Bank to significant operational risk.			
> Policies and processes for mitigating operational risk	The policy for operational risks including internal control and compliance risk is approved by the Board taking into account relevant guidelines of Bangladesh Bank. Policy guidelines on Risk Based Internal Audit system is in operation as per RBA branches are rated according to their risk status and branches scoring more on risk status are subjected to more frequent audit by Internal Control and Compliance Division (ICCD). It is the policy of the bank to put all the branches of the bank under any form of audit at least once in a year. ICCD directly reports to Audit Committee of the Board. In addition there is a Vigilance Cell established in 2009 to reinforce operational risk management of the bank. Bank's Anti-Money laundering activities are headed by CAMELCO and their activities are devoted to protect against all money laundering and terrorist finance related activities. Apart from that, there is adequate check & balance at every stage of operation, authorities are properly segregated and there is at least dual control on every transaction to protect against operational risk.			
> Approach for calculating capital charge for operational risk	Basic Indicator Approach was used for calculating capital charge for operational risk as of the reporting date.			
(b) The capital requirements for Operational Risk	BDT in Crore			
	<table border="1" style="margin-left: auto; margin-right: auto;"> <tr> <td style="text-align: center;">31.12.25</td> <td style="text-align: center;">31.12.24</td> </tr> <tr> <td style="text-align: center;">103.83</td> <td style="text-align: center;">159.08</td> </tr> </table>	31.12.25	31.12.24	103.83
31.12.25	31.12.24			
103.83	159.08			

I) Liquidity Ratio

Qualitative Disclosure

(a)	> Views of BOD on system to reduce liquidity Risk	<p>Liquidity risk is the potential for loss to the bank arising from either its inability to meet its obligations of depositors as they fall due or to fund in increased assets as per commitment.</p> <p>To mitigate liquidity risk Bank assesses its risk appetite and manages the risk within a structured framework. Professional resources are deployed to set the limits and procedures and get them approved by the Board.</p> <p>To reduce the liquidity Risk in a structured way, Bank monitors various indicators like regulatory indicators (CRR, SLR, MTFR, MCO, ADR, LCR, NSFR) and uses internal monitoring tools (WBG, CLP and MAT).</p>
-----	---	---



AB Bank PLC.

Disclosures on Risk Based Capital (Basel III)
As at 31 December 2025

(a)	<p>> Methods used to measure Liquidity risk</p>	<p>Liquidity measurement involves forecasting the Bank's cash inflows against its outflows to identify the potential for any net shortfalls going forward. For measuring Bank uses some simple techniques as mentioned below:</p> <p>>Bank prepares Structural Liquidity Profile (SLP) on monthly basis. SLP is used to estimate the Bank's cash inflows and outflows and thus net deficit or surplus (GAP) over a series of specified time periods. Bank focuses on the maturity of its assets and liabilities in different tenors. Excessive longer tenor lending against shorter-term borrowing is monitored as this can put the Bank's balance sheet in a very critical and risky position.</p> <p>> Bank has a Contingency Funding Plan (CFP) in place. Contingency Funding Plan (CFP) is a set of policies and procedures that serves as a blueprint for the Bank to meet its funding needs in a timely manner and at a reasonable cost. Bank maintains sufficient high quality liquid assets to meet the liquidity crisis period.</p> <p>> Bank estimates the funding requirement both in normal and stress conditions arising from on and off balance sheet exposures. Bank monitors its products which are interest rate sensitive. Those are taken care of at the time of interest rate movement in the market based on behavior of clients and other competitors.</p> <p>> Bank monitors liability concentration level. Highly concentrated deposits means bank is relying on too few providers or funding sources. Bank has to be ready for arranging fund if concentrated deposits are withdrawn at a time or Bank place this fund for short term lending.</p> <p>> Bank uses variety of ratios to quantify the liquidity and interpret them taking into account the qualitative factors.</p>																
	<p>> Liquidity risk management system</p>	<p>The Management of the Bank measures the liquidity risk and manage them under the Board approved guidelines and policies. Bank prepares extensive reports for monitoring the balance sheet movement on daily basis. Bank also monitors the market information of the country and global market. Bank has an Asset Liability Committee (ALCO).</p> <p>ALCO is a senior management level committee responsible for supervision and management of liquidity and other risks using different monitoring tools. They monitor the limit for indicators set by Bangladesh Bank as well as Bank's Board.</p> <p>Key elements of an effective liquidity risk management process include an efficient MIS to measure, monitor and control existing as well as future liquidity risks and reporting them to senior management and the Board. Bank is therefore working for continuous improvement of MIS.</p>																
	<p>> Policies and processes for mitigating liquidity risk</p>	<p>Bank has set of policies duly approved by the Board for mitigating liquidity risk. These policies are supported by effective procedures to measure, achieve and maintain liquidity. The ALCO recommends the policies for liquidity risk which is reviewed and approved by the Board.</p> <p>Operating liquidity is managed by the Bank for day to day fund requirements. And for managing the crisis period Bank follows the CFP approved by the Board.</p> <p>For regulatory purposes the Bank maintains specific amount of assets classed as "liquid", based on its liabilities. In addition, the Bank has to maintain excess liquid assets as per CFP.</p>																
(b)		<table border="1"> <thead> <tr> <th></th> <th style="text-align: center;">BDT/Crore</th> </tr> <tr> <th></th> <th style="text-align: center;">31.12.2025</th> </tr> </thead> <tbody> <tr> <td>Liquidity Coverage Ratio</td> <td style="text-align: right;">20.97%</td> </tr> <tr> <td>Net Stable Funding Ratio (NSFR)</td> <td style="text-align: right;">79.61%</td> </tr> <tr> <td>Stock of high quality liquid assets</td> <td style="text-align: right;">1,296.73</td> </tr> <tr> <td>Total net cash outflows over the next 30 calendar days</td> <td style="text-align: right;">6,183.90</td> </tr> <tr> <td>Available amount of stable funding</td> <td style="text-align: right;">28,881.71</td> </tr> <tr> <td>Required amount of stable funding</td> <td style="text-align: right;">36,280.92</td> </tr> </tbody> </table>		BDT/Crore		31.12.2025	Liquidity Coverage Ratio	20.97%	Net Stable Funding Ratio (NSFR)	79.61%	Stock of high quality liquid assets	1,296.73	Total net cash outflows over the next 30 calendar days	6,183.90	Available amount of stable funding	28,881.71	Required amount of stable funding	36,280.92
	BDT/Crore																	
	31.12.2025																	
Liquidity Coverage Ratio	20.97%																	
Net Stable Funding Ratio (NSFR)	79.61%																	
Stock of high quality liquid assets	1,296.73																	
Total net cash outflows over the next 30 calendar days	6,183.90																	
Available amount of stable funding	28,881.71																	
Required amount of stable funding	36,280.92																	



AB Bank PLC.

Disclosures on Risk Based Capital (Basel III)
As at 31 December 2025

J) Leverage Ratio

Qualitative Disclosure

<p>(a) > Views of BOD on system to reduce excessive leverage</p>	<p>For reducing the leverage up to an optimum level, the Board of Directors of the Bank always keen to focus on the capital strength and the quality of the assets. Board is always concern to maximise the core capital portion and keep the growth of on and off balance sheet exposures at a favourable level.</p> <p>Key initiatives of the Board:</p> <ul style="list-style-type: none"> • Emphasised to keep LD ratio at the optimal level/budgeted level • Stressed to keep the interest rate spread at the optimal level for ensuring the profitability of the Bank • Market competitive Cost of Fund must be maintained • Non-funded business i.e. import, export and bank guarantee to be expedited as per budget • Operational expenses must be reduced at rational level • Decentralisation of portfolio in SME and retail business • Special Mentioned Account (SMA) and classified loans are to be closely monitored for ensuring asset quality, and • Recovery cell must ensure the monitoring of risk assets frequently to maintain the asset quality.
<p>> Policies and processes for managing excessive on and off-balance sheet leverage</p>	<p>Primary principle of the Board is to enhance the core capital of the Bank. To keep the leverage at a reduced level, Board emphasized Management to build strong internal control system specifically in the risk points by putting dual control in each phase. Apart from this, by the instruction of the Board, Management formed different Committees to work under specific Terms of Reference (ToR) and to report to the Board.</p> <p>All these above measures as a whole, helps the Management to keep the exposures at sound level.</p>
<p>> Approach for calculating exposure</p>	<p>The exposure calculation for the leverage ratio is generally followed the accounting measure of exposure. In order to measure the exposure consistently with financial accounts, the following is applied by the bank:</p> <ol style="list-style-type: none"> i. On balance sheet and non-derivative exposures are net of specific provisions and valuation adjustments (e.g. surplus/deficit on Available for sale (AFS)/Held-for-trading (HFT) positions). ii. Physical or financial collateral, guarantee or credit risk mitigation purchased is not allowed to reduce on-balance sheet exposure. iii. Netting of loans and deposits is not allowed. <p><u>On Balance Sheet Items</u></p> <p>Bank included items using their accounting balance sheet for the purposes of the leverage ratio. In addition, the exposure measure is included the following treatments for Securities Financing Transactions (e.g. repo, reverse repo etc.)</p> <p><u>Repurchase agreements and securities financing:</u></p> <p>Securities Financing Transactions (SFT) are a form of secured funding and therefore an important source of balance sheet leverage that included in the leverage ratio. Therefore Banks calculate SFT for the purposes of leverage ratio by applying:</p> <ul style="list-style-type: none"> • The accounting measure of exposure; and • Without netting various long and short positions with the same counterparty




Disclosures on Risk Based Capital (Basel III)
As at 31 December 2025

Off Balance Sheet Items			
Bank calculates the Off-Balance Sheet (OBS) items specified in Risk based Capital Adequacy Guidelines issued by Bangladesh Bank vide BRPD circular no. 18 dated 21 December 2014. OBS exposures calculation is given below for considering Leverage Ratio of the Bank:			
Exposures Types	CCF	Notional amount	Exposure
		BDT/Crore	BDT/Crore
Direct credit substitutes	100%	400	400
Performance related contingencies	50%	1,419	710
Short-term self-liquidating trade letters of credit	20%	518	104
Lending of securities or posting of securities as collateral	100%	-	-
Other commitments with certain drawdown	100%	-	-
Commitments with original maturity of one year or less	20%	667	133
Commitments with original maturity of over one year	50%	3.35	2
Other commitments that can be unconditionally cancelled by any time	0%	201	-
Market related Off-Balance sheet exposure	1%	350	4
Total		3,557	1,351
(b)		BDT/Crore	
		31.12.2025	
Leverage Ratio		-6.95%	
On balance sheet exposure		40,423	
Off balance sheet exposure		1,371	
Total deduction from On and Off-Balance Sheet Exposure		162	
Total exposure		41,632	

K) Remuneration

Qualitative Disclosure

(a) Information relating to the bodies that oversees remuneration.	
> Name of the bodies that oversees remuneration	The primary body that currently oversees remuneration practices includes: In charge of remuneration & payroll, Head of HR, and Managing Director of the Bank.
> Name, composition and mandate of the main body overseeing remuneration.	Board of Directors of the bank is the main body which approves the remuneration proposals/changes as when needed based on the recommendation of the primary body
> External consultants whose advice has been sought, the body by which they were commissioned, and in what areas of the	Periodically services of external consultants are sought in the process of remuneration update/survey in every 2/3 years to ensure competitive effectiveness of remuneration structure. Survey focuses on gross remuneration package in each job grade i.e. minimum, mid point and maximum in the given scale. Gross salary includes different elements like Basic pay and other admissible emoluments.



AB Bank PLC.

**Disclosures on Risk Based Capital (Basel III)
As at 31 December 2025**

	<p>> A description of the scope of the bank's remuneration policy (e.g. by regions, business lines), including the extent to which it is applicable to foreign subsidiaries and branches.</p>	<p>Key objective of the remuneration policy is to offer competitive remuneration package to employees in each job grade commensurate with job responsibilities irrespective of any location/region. It is done through periodical remuneration survey with local comparators engaging consultant. Similarly, for foreign subsidiaries, it is done in context of specific country remuneration market status to remain competitive in the foreign market that ensures attracting and retention of the best performers.</p>	
	<p>> A description of the types of employees considered as material risk takers and as senior managers, including the number of employees in each group.</p>	<p>Divisional Heads, Departmental Heads, Senior Members of Management, Head of Branches/Business Units supported by SMT are the material risk takers in business.</p>	
<p>(b)</p>	<p>Information relating to the design and structure of remuneration processes.</p>		
		<p>> An overview of the key features and objectives of remuneration policy.</p>	<p>A scale of salary structure with a minimum – mid point and maximum package for each job grade is available The package includes: Basic pay, Housing, Medical, conveyance (when car is not allowed), Utilities, Maintenance, Leave fare assistance, Personal pay (in appropriate cases) etc.</p> <p>Salary progression in the form of annual merit pay linked to individual performance within the scale etc. Service benefits like Provident Fund, Gratuity, Group term insurance, festival bonus, car facilities and related cost as per bank's service rules are components of total compensation.</p>
			<p>Objective of remuneration policy is to pay competitively within industry norms in order to attract and retain good employees,</p> <p>Pay for performance link to merit measured in terms of delivery of set KPI annually (annual merit pay)</p> <p>Bank's service rules stands as a guide besides instructions and guidance from the Board from time to time</p>
		<p>> Whether the remuneration committee reviewed the firm's remuneration policy during the past year, and if so, an overview of any changes that were made.</p>	<p>Remuneration structure is updated periodically usually in an interval of 2/3 years to remain competitive in the market with the approval of the Board of Directors of the Bank. No major change made in the recent past</p>
	<p>> A discussion of how the bank ensures that risk and compliance employees are remunerated independently of the businesses they oversee.</p>	<p>Risks and compliance employees carry out their job independently as per terms of reference. In respect of remuneration, they are treated equally in line with other regular employees</p>	



AB Bank PLC.

Disclosures on Risk Based Capital (Basel III)
As at 31 December 2025

(c)	Description of the ways in which current and future risks are taken into account in the remuneration processes.
> An overview of the key risks that the bank takes into account when implementing remuneration measures.	The business risks including credit/default risk, compliance and reputational risk, financial and liquidity risk are considered while implementing remuneration measures for each employee/group of employees.
> An overview of the nature and type of the key measures used to take account of these risks, including risks difficult to measure	Different set of measures are in practice based on nature of business lines/segments etc. these measures are primarily focused on the business targets/goals set for each area of operation, branch vis-à-vis actual results achieved as of the reporting date. The most important tools and indicators used for measuring the risks are asset quality (NPL ratio), LD ratio, Net Interest Margin (NIM), provision coverage ratio, cost income ratio, cost of fund, growth of net profit as well as non-financial indicators i.e. compliance status with regulatory norms/instructions, service delivery etc. are brought to all concerned of the bank from time to time.
> A discussion of the ways in which these measures affect remuneration.	Individual employee's performance standards are set in term of financial and non-financial indicators (KPI) early each year which are expected to be delivered by them individually. Performance evaluation at the end of year results in variation in performance outcome (KPI fully achieved, partially achieved and not achieved) leading to variation in performance reward (annual merit pay) thus affects in remuneration.
> A discussion of how the nature and type of these measures has changed over the past year and reasons for the change, as well as the impact of changes on remuneration.	Based on differentiating performance outcome employees are rewarded annually. Differentiating reward i.e. good, better and best impact on competitive motivation at work as usual. No material change in remuneration package.
(d)	Description of the ways in which the bank seeks to link performance during a performance measurement period with levels of remuneration.
> An overview of main performance metrics for bank, top-level business lines and individuals.	Performance matrix in terms of broad KPI is set by the Board for the Management covering business lines/different segments of businesses each year. The Management in turn develops strategies and set performance KPI for individual employees across functions/business to activate and achieve the set targets/KPI in delivering business results. The most common KPIs are loan deposit ratio, cost of fund, cost income ratio, yield on loan, quality of asset, profit target, provision coverage ration, capital to risk weighted ratio, ROE, ROA, Liquidity position, maintenance of CRR and SLR etc. beside non-financial KPI.
> A discussion of how amounts of individual remuneration are linked to bank-wide and individual performance.	Annual merit pay i.e. merit increment of employees are linked to performance outcome based on individual performance criteria (KPI). Merit increase is also liked to other elements of remuneration package, so aggregate of all employees has reasonable impact on the remuneration package and not insignificant.
> A discussion of the measures the bank will in general implement to adjust remuneration in the event that performance metrics are weak	No documented criteria as such is available to adjust remuneration of employees in the event of weak business performance matrix. If profit target is not met in a given year, generally annual merit increment is lower.



AB Bank PLC.

Disclosures on Risk Based Capital (Basel III)
As at 31 December 2025

(e)	Description of the ways in which the bank seek to adjust remuneration to take account of longer-term performance.	
	> A discussion of the bank's policy on deferral and vesting of variable remuneration and, if the fraction of variable remuneration that is deferred differs across employees or groups of employees, a description of the factors that determine the fraction and their relative importance.	The concept of variable remuneration or for that matter deferred payment system is not in practice. A share of profit in the form of incentive bonus is allowed to employees as approved by the board when profit target is favourably met.
	> A discussion of the bank's policy and criteria for adjusting deferred remuneration before vesting and (if permitted by national law) after vesting through claw back arrangements.	Not applicable
(f)	Description of the different forms of variable remuneration that the bank utilises and the rationale for using these different forms.	
	> An overview of the forms of variable remuneration offered (i.e. cash, shares and share-linked instruments and other forms	Not applicable
	> A discussion of the use of the different forms of variable remuneration and, if the mix of different forms of variable remuneration differs across employees or groups of employees), a description the factors that determine the mix and their relative importance.	Not applicable



AB Bank PLC.

**Disclosures on Risk Based Capital (Basel III)
As at 31 December 2025**

Quantitative Disclosure

(g)	Number of meetings held by the main body overseeing remuneration during the financial year and remuneration paid to its member.	The main body that oversees remunerations organizes meeting as & when needed to discuss issues arising in the process of administration.
	> Number of employees having received a variable remuneration award during the financial year.	Not applicable (Variable remuneration practice is not available)
	> Number and total amount of guaranteed bonuses awarded during the financial year.	Bank has disbursed 02 (two) festival bonus among the employees amounting to Taka 192,384,840 during the year 2025.
	> Number and total amount of sign-on awards made during the financial year.	Not applicable
	> Number and total amount of severance payments made during the financial year	None during the financial year
	> Total amount of outstanding deferred remuneration, split into cash, shares and share-linked instruments and other forms.	Not applicable
	> Total amount of deferred remuneration paid out in the financial year.	Not applicable
(h)	Breakdown of amount of remuneration awards for the financial year to show:	
	> Fixed and variable	BDT 341.58 crore (Fixed including annual merit pay)
	> Deferred and non-deferred.	Not applicable
	> Different forms used (cash, shares and share linked instruments, other forms).	Not applicable



AB Bank PLC.

Disclosures on Risk Based Capital (Basel III)
As at 31 December 2025

Quantitative information about employees' exposure to implicit and explicit adjustments of deferred remuneration and retained remuneration:

i)	> Total amount of outstanding deferred remuneration and retained remuneration exposed to ex post explicit and/or implicit adjustments.	Not applicable
	> Total amount of reductions during the financial year due to ex post explicit adjustments.	Not applicable
	> Total amount of reductions during the financial year due to ex post implicit adjustments.	Not applicable



AB Bank PLC.

Annexure-E

**Mumbai Branch
Balance Sheet
As at 31 December 2025**

	31.12.2025 INR	31.12.2024 INR
PROPERTY AND ASSETS		
Cash	55,659,462	92,227,612
In hand (including foreign currencies)	3,197,797	3,451,186
Balance with Reserve Bank India (including foreign currencies)	52,461,665	88,776,426
Balance with other banks and financial institutions	2,394,571,347	1,086,383,423
In India	199,771,023	37,215,957
Outside India	2,194,800,324	1,049,167,466
Money at call and on short notice	430,100,000	530,000,000
Investments	1,402,250,132	1,410,363,093
Government	1,402,250,132	1,410,363,093
Loans and advances	571,124,404	682,563,125
Loans, cash credits, overdrafts, etc.	44,450,463	56,114,953
Bills purchased and discounted	526,673,941	626,448,171
Fixed assets including premises, furniture and fixtures	27,355,764	23,167,359
Other assets	333,388,607	382,155,497
Total Assets	5,214,449,715	4,206,860,108
LIABILITIES AND CAPITAL		
Liabilities		
Borrowings from other banks, FIs and agents		
Deposits and other accounts	2,750,507,606	1,714,477,214
Current deposits	2,709,475,951	1,662,309,075
Demand deposits	8,671	8,670
Bills payable	180,396	239,209
Savings deposits	12,193,077	8,139,352
Fixed deposits	28,649,511	43,780,908
Other liabilities	281,662,199	308,877,120
Total Liabilities	3,032,169,806	2,023,354,334
Capital/Shareholders' Equity		
Total Shareholders' Equity	2,182,279,908	2,183,505,774
Paid-up capital	1,573,345,102	1,573,345,102
Statutory reserve	439,374,597	385,960,078
Other reserve	1,028,241	9,937,862
Retained earnings	168,531,969	214,262,731
Total Liabilities and Shareholders' Equity	5,214,449,714	4,206,860,108



AB Bank PLC.

Mumbai Branch
Balance Sheet
As at 31 December 2025

	31.12.2025 INR	31.12.2024 INR
Off-Balance Sheet Items		
Contingent liabilities	2,798,039,083	4,850,915,837
Acceptances and endorsements	110,179,740	17,100,455
Letters of guarantee	35,521,836	16,695,814
Bills for collection	2,652,337,508	4,817,119,568
Other commitments	-	-
Total	2,798,039,083	4,850,915,837



AB Bank PLC.

Annexure-E-1

**Mumbai Branch
Profit and Loss Account
For the year ended 31 December 2025**

	2025 INR	2024 INR
Operating Income		
Interest income	130,547,925	149,648,535
Interest paid on deposits and borrowings, etc.	(6,179,972)	(7,250,292)
Net interest income	124,367,953	142,398,243
Investment income	119,537,963	79,743,872
Commission, exchange and brokerage	323,632,176	299,303,983
Other operating income	774,418	651,526
	443,944,558	379,699,382
Total operating income (a)	568,312,511	522,097,625
Operating Expenses		
Salary and allowances	22,932,787	19,071,309
Rent, taxes, insurance, electricity, etc.	21,032,972	21,405,194
Postage, stamps, telecommunication, etc.	5,845,203	5,012,210
Stationery, printing, advertisement, etc.	793,006	845,619
Auditors' fees	731,050	654,200
Depreciation and repairs of Bank's assets	9,848,914	3,504,446
Other expenses	165,414,962	131,584,773
Total operating expenses (b)	226,598,894	182,077,750
Profit before provision (c = a-b)	341,713,617	340,019,874
Provision against loans and advances	-	(600,000)
Provision for investments	13,611,102	4,099,688
Other provisions	44,146,000	(108,307)
Total provision (d)	57,757,102	3,391,381
Profit before taxation (c-d)	283,956,515	336,628,493
Provision for taxation	131,673,980	134,420,968
Current tax	130,578,268	134,226,626
Deferred tax	1,095,712	194,342
Net profit after taxation (PAT)	152,282,534	202,207,525



AB Bank PLC.

Annexure-F

Islamic Banking (IB) Division
Balance Sheet
As at 31 December 2025

PROPERTY AND ASSETS

Cash in hand

Cash in Hand (Including foreign currencies)

Balance with Bangladesh Bank and its Agent Banks (Incl. FC)

Balance with Other Banks and Financial Institutions

In Bangladesh

Investment in shares & other financial institutions

Government (BGIIB For SLR)

Investments

Fixed Assets

Other Assets

LIABILITIES AND CAPITAL

Liabilities

Placement from Banks (BGIIB)& Other Financial Institutions

Deposits and Other Accounts

Mudaraba Savings Deposits

Mudaraba Term Deposits

Other Mudaraba Deposits

Al-Wadeeah Current and Other Deposit Accounts

Bills Payable

Other Liabilities

ABBPLC General Account

Total Liabilities

	31.12.2025	31.12.2024
	Taka	Taka
Cash in hand	282,731,928	243,442,690
Cash in Hand (Including foreign currencies)	3,479,280	3,092,233
Balance with Bangladesh Bank and its Agent Banks (Incl. FC)	279,252,648	240,350,457
Balance with Other Banks and Financial Institutions	127,921,203	127,954,881
In Bangladesh	127,921,203	127,954,881
Investment in shares & other financial institutions	720,680,000	787,630,000
Government (BGIIB For SLR)	720,680,000	787,630,000
Investments	7,048,576,587	6,900,961,509
Fixed Assets	10,704,601	12,687,194
Other Assets	115,316,705	113,973,763
	8,305,931,024	8,186,650,038
<u>LIABILITIES AND CAPITAL</u>		
Liabilities		
Placement from Banks (BGIIB)& Other Financial Institutions	657,726,849	758,441,944
Deposits and Other Accounts	6,787,618,510	6,141,724,575
Mudaraba Savings Deposits	294,654,711	244,670,939
Mudaraba Term Deposits	4,804,783,465	4,400,541,786
Other Mudaraba Deposits	1,628,764,161	1,429,157,283
Al-Wadeeah Current and Other Deposit Accounts	48,281,514	56,219,910
Bills Payable	11,134,658	11,134,658
Other Liabilities	2,555,090,836	320,300,670
ABBPLC General Account	(1,694,505,171)	966,182,848
Total Liabilities	8,305,931,024	8,186,650,038



AB Bank PLC.

Islamic Banking (IB) Division
Balance Sheet
As at 31 December 2025

	31.12.2025 Taka	31.12.2024 Taka
Off-Balance Sheet Items		
Contingent Liabilities		
Letter of Guarantee	9,806,354	14,806,354
Irrevocable Letters of Credit	2,347,200	6,855,799
Total	12,153,554	21,662,153
Other Commitments	-	-
Total Off-Balance Sheet items including Contingent Liabilities	12,153,554	21,662,153



AB Bank PLC.

Annexure-F-1

**Islamic Banking (IB) Division
Profit and Loss Account
For the year ended 31 December 2025**

	2025 Taka	2024 Taka
Investment Income	(1,819,631,823)	192,453,783
Profit paid on Deposits	794,571,292	613,862,258
Net Investment Income/(Loss)	(2,614,203,115)	(421,408,475)
Income from Investments in Shares/Securities	38,201,061	17,586,602
Commission, Exchange and Brokerage	1,494,625	3,444,550
Other Operating Income	173,250	156,917
Total Operating Income/(Loss)	(2,574,334,179)	(400,220,406)
Operating Expenses		
Salaries and Allowances	44,736,716	25,066,314
Rent, Taxes, Insurance, Electricity etc.	3,865,727	1,051,083
Postage, Stamps, Telecommunication etc.	253,763	252,815
Stationeries, Printing and Advertisement etc.	418,684	823,441
Shariah Supervisory Committee's Fees & Expenses	151,000	237,300
Depreciation and repair to Bank's Assets	4,218,663	3,395,710
Other Expenses	9,176,675	9,822,978
Total Operating Expenses	62,821,228	40,649,641
Operating Profit/(Loss)	(2,637,155,407)	(440,870,047)



**Islamic Banking (IB) Division
Profit paid on deposits**

Profit and loss of Islamic Banking Operation is calculated annually as of the financial position of 31st December in every year. More than 65% of investment income is being distributed among the different types of Mudaraba depositors following the weightage system and the remaining portion is retained by the Bank as per pre-agreed ratio to meet administrative expenses. Provisional profit rates are applied to the different types of deposit accounts from time to time commensurate with weightage and considering the previous trend and the rates of other Islamic Banks in the industry.

In the year 2025 final profit has been paid to the depositors as per following weightage and rates:

Types of Deposit	Weightage	Provisional Profit Rate	Final Rate
1. Mudaraba Savings Deposits	0.33	4	4
2. Mudaraba Savings Deposits (School Banking)	0.5	6	6
3. Mudaraba Specialized Savings Deposit (Amani/Ilham)	0.42	5	5
4. Mudaraba Special Notice Deposits	0.38	4.5	4.5
a. General			
b. Inter - Bank	0.28-0.45	3.25-5.25	3.25-5.25
5. Mudaraba Term Deposits (Core deposit)	0.25-1.00	3.00-12.00	3.00-12.00
24 Months			
12 Months	0.96-1.02	11.00-12.25	11.00-12.25
9 Months	1.00-1.04	12.00-12.50	12.00-12.50
6 Months	0.63-1.08	12.00-13.00	12.00-13.00
4 Months	1.00-1.04	12.00-13.00	12.00-13.00
3 Months	0.58-1.00	7.00-12.00	7.00-12.00
1 Month	0.96-1.00	11.50-12.00	11.50-12.00
6. Mudaraba Hajj Deposit Scheme	0.90-0.96	10.30-11.00	10.30-11.00
7. Mudaraba Pension Deposit Scheme	0.84	10	10
8. Mudaraba Monthly Profit Payment Scheme	0.58-1.08	7.00-13.00	7.00-13.00
9. Mudaraba Cash WAQF Deposit	0.68-1.00	8.25-12.00	8.25-12.00

A competent Shari'ah Supervisory Committee (SSC) consisting of Islamic scholars, Ulema and Fuqaha headed by **Dr. Hafiz Muztaba Riza Ahmed**, a prominent Islamic scholar. The members of Shari'ah Supervisory Committee guides the overall Islamic Banking Operations and ensures compliance. During the year 2025, SSC conducted 03 (Three) number of meetings to review different issues related to Shari'ah. The Committee also reviewed the branch operations through Audit reports submitted by Shari'ah Auditors.



AB Bank PLC.

Annexure- H

Custodian Wing
Balance Sheet
As at 31 December 2025

	31.12.2025 Taka	31.12.2024 Taka
ASSETS		
Non-Current Assets		
Property, Plant and Equipment	-	-
Total Non Current Assets	-	-
Current Assets		
Accounts Receivables	12,494,889	12,494,889
Total Current Assets	12,590,889	12,494,889
Total Assets	12,590,889	12,494,889
LIABILITIES		
Non-Current Liabilities	-	-
Current Liabilities		
Payable to AB Bank	5,448,806	5,352,806
Accounts Payable	7,092,083	7,092,083
Provision for Audit Fees	50,000	50,000
Total Current Liabilities	12,590,889	12,494,889
Total Liabilities	12,590,889	12,494,889



AB Bank PLC.

Annexure- H-1

**Custodian Wing
Profit and Loss Account
For the year ended 31 December 2025**

	2025 Taka	2024 Taka
Operating Income		
Commission, exchange and brokerage	46,550	622,609
Total Operating Income	46,550	622,609
Operating Expenses		
Rent, taxes and insurance	3,321,456	115,000
Auditor's fees	165,000	57,500
Depreciation and repair of bank's assets	35,000	-
Other expenses	57,500	54,124
Total operating expenses	200,388	226,624
Operating Profit/(Loss)	3,779,344	395,985



AB Bank PLC.

Annexure-I

Off-Shore Banking Unit (OBU)
Balance Sheet
As at 31 December 2025

	31.12.2025 Taka	31.12.2025 USD	31.12.2024 Taka	31.12.2024 USD
PROPERTY AND ASSETS				
Cash				
Balance with Other Banks and FIs'	52,820,033	432,066	45,780,344	383,099
In Bangladesh	-	-	105,171	880
Outside Bangladesh	52,820,033	432,066	45,675,173	382,219
Money at call and on short notice (Placement)	1,112,475,000	9,100,000	1,090,437,500	9,125,000
Investment	2,361,263,640	19,315,040	2,308,147,280	19,315,040
Loans and Advances:	8,764,486,299	71,693,139	8,605,052,873	72,008,807
Loans & Advances - Regular	3,864,068,419	31,607,922	4,021,636,079	33,653,857
Loans & Advances - Classified	4,900,417,880	40,085,218	4,583,416,794	38,354,950
Premises and Fixed Assets (WDV)				
Other Assets:	4,127,057	33,759	8,333,635	69,738
Accrued Interest	3,074,521	25,149	7,383,506	61,787
Pre-paid Advances	1,052,536	8,610	950,129	7,951
Total Assets	12,295,172,029	100,574,004	12,057,751,631	100,901,683
LIABILITIES AND CAPITAL				
Liabilities				
Borrowing from Bank & FIs'	11,946,544,482	97,722,245	11,788,025,610	98,644,561
In Bangladesh	11,946,544,482	97,722,245	11,788,025,610	98,644,561
Outside Bangladesh				
Deposits and Other Accounts	19,248,489	157,452	20,023,304	167,559
Demand Deposits	16,280,243	133,172	17,118,885	143,254
Demand Deposits - Others	2,968,246	24,280	2,904,419	24,305
Other Liabilities	486,454,984	3,979,182	268,745,497	2,248,917
Total Liabilities	12,452,247,954	101,858,879	12,076,794,410	101,061,037
Capital and Shareholders' Equity				
Profit/(Loss)	(157,075,925)	(1,284,875)	(19,042,779)	(159,354)
Total Shareholders' Equity	(157,075,925)	(1,284,875)	(19,042,779)	(159,354)
Total Liabilities and Shareholders' Equity	12,295,172,029	100,574,004	12,057,751,631	100,901,683



AB Bank PLC.

Annexure-I-1

Off-Shore Banking Unit (OBU)
 Profit and Loss Account
 For the year ended 31 December 2025

	2025 Taka	2025 USD	2024 Taka	2024 USD
Interest income	71,777,672	595,169	233,273,314	2,007,513
Interest paid on deposits and borrowing etc.	39,910,223	330,929	23,206,413	202,527
Net Interest income	31,867,449	264,240	210,066,901	1,804,986
Commission, exchange and brokerage	230,033	1,907	(108,851)	(952)
Total operating income	32,097,482	266,147	209,958,050	1,804,033
Salaries and allowances	3,619,950	30,016	3,473,242	30,105
Rent, taxes, insurance, electricity etc.	14,440	120	19,381	166
Postage, stamps, telecommunication etc.	33,953	282	37,960	330
Stationeries, printing, advertisement etc.	10,264	85	29,282	258
Depreciation and repair of bank's assets	18,677	155	13,038	111
Other expenses	366,998	3,043	339,452	2,940
Total operating expenses	4,064,282	33,700	3,912,355	33,910
Operating Profit	28,033,200	232,447	206,045,696	1,770,123



Myanmar Representative Office
Statement of Receipts and Payments
For the year ended 31 December 2025

Annexure-J

Receipts	Total			Payments	Total		
	USD	Kyats	BDT		USD	Kyats	BDT
Opening Balance	47,560	91,575	3,385,126	Other Fees and Taxes	-	-	-
Received during the Year	-	-	-	Other Allowances-Officers	-	-	-
				Internet	-	-	-
				Local Conveyance	-	-	-
				Electricity Bill	-	-	-
				Repair & Maintenance	-	-	-
				Mobile Bill	-	-	-
				Printing & Stationary	-	-	-
				Postage & Shipping	-	-	-
				Water and Sewerage	-	-	-
				Mis. Contract Service	-	-	-
				Office Rent	-	-	-
				Closing Balance	47,560	91,575	3,385,126
Total	47,560	91,575	3,385,126	Total	47,560	91,575	3,385,126



AB Investment Limited
(A Subsidiary of AB Bank PLC.)

Annexure-K

Statement of Financial Position
As at 31 December 2025

	31.12.2025 Taka	31.12.2024 Taka
ASSETS		
Non-current assets	471,990,670	485,525,450
Property, Plant and Equipment	182,122,136	189,690,506
Investment Property	263,207,320	273,014,225
Deferred Tax Assets	26,661,214	22,820,719
Current Assets	7,882,745,891	7,807,830,633
Investment in shares	390,280,473	351,442,066
Loan to Clients & Others	7,304,081,039	6,688,742,956
Advances, Deposits and Prepayments	818,000	785,000
Receivable from Brokers	66,371,815	559,071,031
Advance Income Tax	66,118,610	135,718,887
Cash and Cash Equivalents	55,075,954	72,070,693
TOTAL ASSETS	8,354,736,561	8,293,356,083
EQUITY AND LIABILITIES		
Equity	4,938,428,559	6,851,900,767
Share Capital	6,456,899,810	6,456,899,810
Retained Earnings	(1,518,471,251)	395,000,957
Liabilities		
Non-current liabilities	15,182,871	26,123,938
Provident Fund and Gratuity Fund	15,182,871	26,123,938
Current liabilities	3,401,125,132	1,415,331,379
Borrowing from Banks	1,398,872,195	1,281,614,347
Liabilities for Expenses	433,465	427,534
Provision for Taxation	35,388,430	27,768,383
Provision for Diminution Value of Investment	1,939,842,526	76,825,699
Payable to Clients	26,588,516	28,695,416
Total liabilities	3,416,308,003	1,441,455,317
TOTAL EQUITY AND LIABILITIES	8,354,736,561	8,293,356,083



**Statement of Profit or Loss and Other Comprehensive Income
For the year ended 31 December 2025**

	2025 Taka	2024 Taka
Operating Income	93,267,791	83,018,561
Interest Income	27,921,645	98,386,566
Management Fee	2,620,335	2,960,623
Transaction/ Settlement Fee	9,933,275	9,086,085
Investment Income	43,538,016	(36,546,233)
Other Operating Income	138,000	15,000
Non-Operating Income	9,116,520	9,116,520
Operating Expenses	64,632,952	64,214,637
Salaries and Allowances	34,710,896	34,986,487
Audit and Consultancy Fees	371,350	308,100
Administrative Expenses	29,373,411	28,733,703
Financial Expenses	177,295	186,347
Profit before Provision and Tax	28,634,839	18,803,924
Provision for Margin Loans	1,863,016,827	-
Provision for Investment	-	-
Net Profit before Tax for the year	(1,834,381,988)	18,803,924
Income Tax Expenses	79,090,220	18,682,641
Current Tax	82,930,715	4,894,875
Deferred Tax	(3,840,495)	13,787,767
Net Profit after Tax for the year	(1,913,472,208)	121,283
Other Comprehensive Income	-	-
Total Comprehensive Income	(1,913,472,208)	121,283
Earnings Per Share (EPS)	(2.96)	0.0002



AB Securities Limited

Annexure-L

Statement of Financial Position
As at 31 December 2025

	31.12.2025 Taka	31.12.2024 Taka
ASSETS		
Non-Current Assets		
Property, Plant and Equipment	9,201,288	10,075,524
Right- of- Use Assets	2,072,149	6,629,229
Deferred Tax Assets	9,190,775	4,186,793
Investments in Un-quoted Shares	119,474,275	89,474,275
Total Non-Current Assets	139,938,487	110,365,821
Current Assets		
Investments in Securities	136,421,448	107,496,771
Cash and Cash Equivalents	413,466,900	347,010,618
Advance, Deposit & Prepayments	2,482,660	2,971,005
Advance Income Tax	117,293,684	94,293,447
Account Receivables	1,425,570	15,218,451
Loans & Advance	819,278,557	804,718,273
Total Current Assets	1,490,368,818	1,371,708,565
Total Assets	1,630,307,305	1,482,074,386
EQUITY AND LIABILITIES		
Equity		
Share Capital	272,041,880	272,041,880
Revaluation Reserve	76,518,265	76,518,265
Retained Earnings	81,765,067	167,345,774
Capital reserve	464,018	355,563
Total Equity	430,789,230	516,261,482
Liabilities		
Non Current Liabilities		
Liabilities for Other Finance	125,000,000	125,000,000
Provision for Gratuity	-	9,200,106
Provision for Provident Fund	-	16,046,103
Lease Liabilities	1,508,889	270,614
Total Non Current Liabilities	126,508,889	150,516,823
Current Liabilities & Provisions		
Accounts Payable	333,661,247	234,685,588
Bank Overdraft	157,603,761	157,600,926
Liabilities for Expenses	3,969,379	3,631,361
Provision for Income Tax	158,416,115	129,680,529
Other Liabilities	418,401,537	284,190,954
Lease Liabilities- Short Term	957,147	5,506,723
Total Current Liabilities	1,073,009,186	815,296,080
Total Equity and Liabilities	1,630,307,305	1,482,074,386



**Statement of Profit or Loss and Other Comprehensive Income
For the Year Ended 31 December 2025**

	2025 Taka	2024 Taka
Income		
Brokerage Commission	43,713,299	51,802,324
Interest Income	73,550,083	48,783,993
Investment Income	2,679,860	21,440,155
Other Operating Income	323,507	10,743,499
Total Income	120,266,749	132,769,972
Expenditure		
Operating Expenses	65,623,748	57,001,791
Other Financial Expenses	794,797	1,562,314
Depreciation on Property, Plant & Equipment	9,158,909	7,842,515
Total Expenditure	75,577,455	66,406,620
Profit before Provision and Tax	44,689,295	66,363,352
Provision		
Provision for Diminution in Value of Investment and Loan Capital Reserve	106,429,942 108,455	29,657,664 75,539
	106,538,397	29,733,203
Profit before Tax for the year	(61,849,102)	36,630,149
Income Tax Expenses	23,731,604	35,545,601
Net Profit after tax for the Year	(85,580,707)	1,084,548
Other Comprehensive Income	-	-
Total Comprehensive Income	(85,580,707)	1,084,548
Earnings Per Share (EPS)	(3.15)	0.04



Cashlink Bangladesh Limited

Annexure-M

Statement of Financial Position
As at 31 December 2025

	31.12.2025 Taka	31.12.2024 Taka
ASSETS		
A. Current Assets		
Cash & Bank Balances	1,407,842	1,858,578
Investment in Fixed Deposit	54,785,000	50,285,000
Investment in Shares	1,000	1,000
Advance, Deposit & Prepayment	47,172,994	45,904,524
Other Receivable	547,850	502,850
	103,914,686	98,551,952
Total Assets	103,914,686	98,551,952
EQUITY AND LIABILITIES		
B. Equity		
Share Capital	238,000,000	238,000,000
Share Money Deposit	4,200,000	4,200,000
Retained Earnings	(150,707,042)	(154,590,856)
	91,492,958	87,609,144
C. Liabilities		
Current Liabilities		
Accrued Expenses	46,000	40,250
Provision for Taxation	12,375,728	10,902,557
	12,421,728	10,942,807
Total Liabilities	12,421,728	10,942,807
Total Equity and Liabilities (B+C)	103,914,686	98,551,952



Cashlink Bangladesh Limited

Annexure-M-1

**Statement of Profit or Loss and Other Comprehensive Income
For the year ended 31 December 2025**

	2025 Taka	2024 Taka
Revenue	-	-
Less: General and Administration Expenses	1,030,367	259,245
Operating Loss	(1,030,367)	(259,245)
Add: Other Income	6,387,351	5,417,581
Profit Before Provision & Tax	5,356,984	5,158,336
Provision for taxation	1,473,171	-
Net Profit After Tax	3,883,814	5,158,336
Other Comprehensive Income	-	-
Total Comprehensive Income	3,883,814	5,158,336



AB International Finance Limited

Annexure-N

Statement of Financial Position
As at 31 December 2025

	31.12.2025 HK\$	31.12.2024 HK\$
NON-CURRENT ASSETS		
Property, plant and equipment	55,278	44,366
CURRENT ASSETS		
Discounted bills receivable	106,716,579	95,041,420
Deposits, prepayments and other receivable	1,450,841	5,199,223
Tax refundable	-	839,628
Cash and bank balances	6,869,891	5,484,423
	115,037,311	106,564,694
CURRENT LIABILITIES		
Accrued liabilities and other payables	2,564,485	3,828,196
Deferred interest income	1,577,504	1,563,355
Provision for long service payments	442,682	435,815
Amount due to ultimate holding company	70,798,000	70,992,500
Income tax payable	325,358	-
	75,708,029	76,819,866
NET CURRENT ASSETS	39,329,282	29,744,828
NET ASSETS	39,384,560	29,789,194
EQUITY		
Share capital	1,000,000	1,000,000
Retained earnings	29,822,601	20,227,235
Proposed final dividend	1,000,000	1,000,000
Capital reserve	7,561,959	7,561,959
	39,384,560	29,789,194



Statement of Comprehensive Income and Retained Earnings
For the year ended 31 December 2025

	2025 HK\$	2024 HK\$
Interest income	8,753,402	9,726,835
Interest expenses	(3,731,507)	(4,784,175)
Net interest income	5,021,895	4,942,660
Other income	12,823,669	11,049,446
Administrative expenses	(5,355,541)	(5,486,164)
Profit before tax	12,490,023	10,505,942
Income tax expense	(1,894,657)	(1,567,802)
Profit for the year	10,595,366	8,938,140
Retained earnings at the beginning of the year	20,227,235	12,289,095
Dividend	(1,000,000)	(1,000,000)
Retained earnings at the end of the year	29,822,601	20,227,235



Arab Bangladesh Bank Foundation (ABBF)

Annexure- O

Statement of Financial Position
As at 31 December 2025

	31.12.2025 Taka	31.12.2024 Taka
ASSETS		
Non Current Assets	13,544,492	35,830,528
Property, Plant & Equipment	13,543,492	35,829,528
Investment at cost in equity share of ABIL	1,000	1,000
Current Assets	608,931,204	566,016,347
Loan to ABSL	125,000,000	125,000,000
Investment in FDR	146,686,993	133,596,572
Accounts Receivable	28,500,000	-
Advance Tax	53,753,921	49,814,103
Cash and Cash Equivalents	254,990,290	257,605,672
TOTAL ASSETS	622,475,695	601,846,874
EQUITY AND LIABILITIES		
Shareholders' Equity	566,473,009	550,149,392
Share Capital	20,000,000	20,000,000
Retained Earnings	546,473,009	530,149,392
Non-Current Liabilities	-	-
Current Liabilities	56,002,685	51,697,481
Provision for Income Tax	55,926,335	50,509,130
Provision for Expenses	76,350	188,350
Other Payables	-	1,000,000
TOTAL EQUITY AND LIABILITIES	622,475,695	601,846,874



**Statement of Profit or Loss and Other Comprehensive Income
For the year ended 31 December 2025**

	2025 Taka	2024 Taka
Income		
Operating Income	32,950,940	29,648,159
Interest Income	32,598,558	29,648,159
Rental Income	352,382	-
Less : Operating & Other Expenses	11,282,118	21,293,887
Operating expenses	11,282,118	21,293,887
Other expenses	-	-
Profit before Tax	21,668,822	8,354,273
Less: Provision for Tax	5,417,205	2,088,568
Profit carried forward	16,251,617	6,265,705



Name of the Directors and entities in which had interest as on December 31, 2025

Sl. No.	Name	Status	Name of Firms/Companies in which interested as proprietor/partner/director/managing agent/guarantor/employees etc.
1	Mr. Kaiser A. Chowdhury	Chairman	1. Nominated by Pacific Industries Limited
2	Mr. Feroz Ahmed	Vice Chairman	1. Hexagon Chemical Complex Limited; Director 2. Elite Paint & Chemical Ind. Limited; Director 3. Elite International Limited; Managing Director 4. Ahmed Securities Services Limited; Managing Director 5. Bangladesh General Insurance Company Limited; Shareholder 6. AB Bank Foundation, Member, Nominated by AB Bank PLC. 7. AB International Finance Limited, Hong Kong., Director, Nominated by AB Bank PLC.
3	Mr. Md. Fazlur Rahman	Vice Chairman	1. Nominated by Emkay Holdings Limited 2. Ironman Company Limited, Director 3. FARMm Corporation Ltd., Director 4. AB Investment Limited, Chairman, Nominated by AB Bank PLC. 5. AB Securities Limited, Chairman, Nominated by AB Bank PLC.
4	Mr. Shafiqul Alam	Independent Director	1. AB International Finance Limited, Hong Kong, Director Nominated by AB Bank PLC. 2. AB Bank Foundation, Member, Nominated by AB Bank PLC.
5	Mr. Md. Eskandar Miah	Independent Director	1. AB Securities Limited, Director, Nominated by AB Bank PLC. 2. AB Investment Limited, Director, Nominated by AB Bank PLC. 3. Cashlink Bangladesh Limited, Director, Nominated by AB Bank PLC.
6	DR. Nasima A. Rahman	Independent Director	1. Advocate, Supreme Court of Bangladesh
7	Mr. Reazul Islam	Acting Managing Director & CEO	1. Cashlink Bangladesh Limited., Chairman, Nominated by AB Bank PLC. 2. AB Securities Limited, Director, Nominated by AB Bank PLC. 3. AB Investment Limited, Director, Nominated by AB Bank PLC. 4. AB Bank Foundation, Member, Nominated by AB Bank PLC. 5. Arab Bangladesh Bank Foundation, Director, Nominated by AB Bank PLC.

